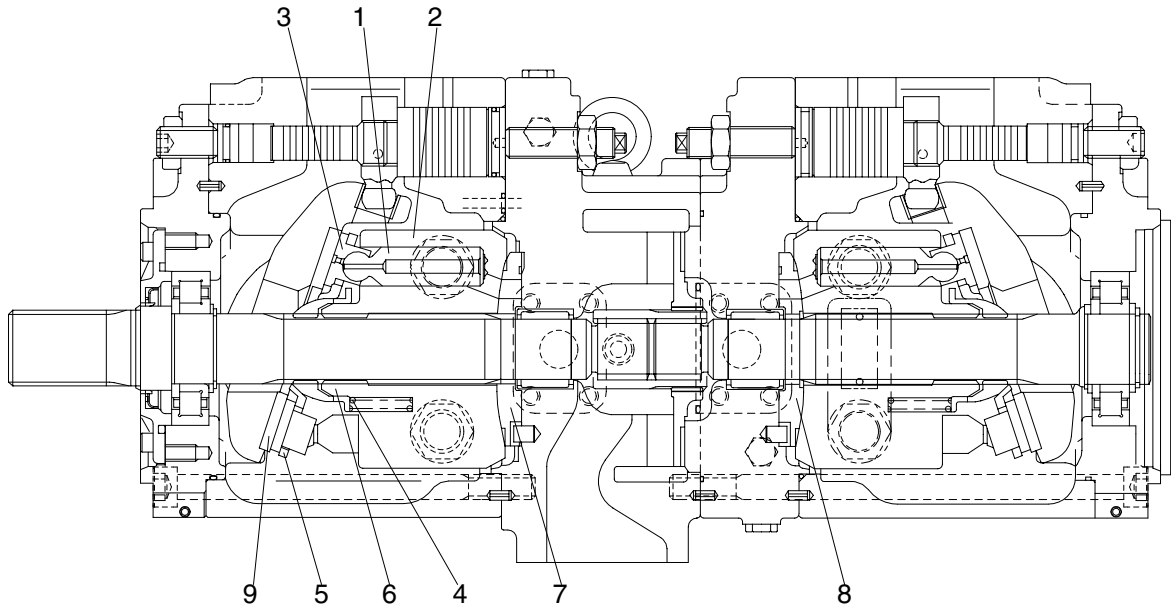


GROUP 2 MAJOR COMPONENT

1. MAIN PUMP




50077MP01

Part name & inspection item		Standard dimension	Recommended replacement value	Counter measures
Clearance between piston(1) & cylinder bore(2) (D-d)		0.038	0.078	Replace piston or cylinder.
Play between piston(1) & shoe caulking section(3) (δ)		0-0.1	0.35	Replace assembly of piston & shoe.
Thickness of shoe (t)		5.4	5.0	
Free height of cylinder spring(4) (L)		40.9	40.1	Replace cylinder spring.
Combined height of set plate(5) & spherical bushing(6) (H-h)		13.5	12.5	Replace retainer or set plate.
Surface roughness for valve plate(Sliding face)(7,8), swash plate (shoe plate area)(9), & cylinder(2)(Sliding face)	Surface roughness necessary to be corrected		3z	Lapping
	Standard surface roughness (Corrected value)		0.4z or lower	

2. MAIN CONTROL VALVE

Part name	Inspection item	Criteria & measure
Casing	<ul style="list-style-type: none"> Existence of scratch, rusting or corrosion. 	<ul style="list-style-type: none"> In case of damage in following section, replace part. <ul style="list-style-type: none"> Sliding sections of casing fore and spool, especially land sections applied with holded pressure. Seal pocket section where spool is inserted. Seal section of port where O-ring contacts. Seal section of each relief valve for main, travel, and port. Other damages that may damage normal functions.
Spool	<ul style="list-style-type: none"> Existence of scratch, gnawing, rusting or corrosion. O-ring seal sections at both ends. Insert spool in casing hole, rotate and reciprocate it. 	<ul style="list-style-type: none"> Replacement when its outside sliding section has scratch (Especially on seals-contacting section). Replacement when its sliding section has scratch. Correction or replacement when O-ring is damaged or when spool does not move smoothly.
Poppet	<ul style="list-style-type: none"> Damage of poppet or spring Insert poppet into casing and function it. 	<ul style="list-style-type: none"> Correction or replacement when sealing is incomplete. Normal when it can function lightly without being caught.
Around spring	<ul style="list-style-type: none"> Rusting, corrosion, deformation or breaking of spring, spring seat, plug or cover. 	<ul style="list-style-type: none"> Replacement for significant damage.
Around seal for spool	<ul style="list-style-type: none"> External oil leakage. Rusting, corrosion or deformation of seal plate. 	<ul style="list-style-type: none"> Correction or replacement. Correction or replacement.
Main relief valve, port relief valve & negative control relief valve	<ul style="list-style-type: none"> External rusting or damage. Contacting face of valve seat. Contacting face of poppet. Abnormal spring. O-rings, back up rings and seals. 	<ul style="list-style-type: none"> Replacement. Replacement when damaged. Replacement when damaged. Replacement. 100% replacement in general.

3. SWING DEVICE

Part name	Inspection item	Remedy
Balance plate	<ul style="list-style-type: none"> · Worn less than 0.03mm · Worn more than 0.03mm · Sliding surface has a seizure(even though small). 	<ul style="list-style-type: none"> · Lapping · Replace · Replace
Shoe of piston assembly	<ul style="list-style-type: none"> · Sliding surface has a damage. · Sliding surface depression() dimension less than 0.45mm or has a large damage. 	<ul style="list-style-type: none"> · Lapping · Replace parts or motor
Piston of piston assembly	<ul style="list-style-type: none"> · Sliding surface has a seizure(even though small). 	<ul style="list-style-type: none"> · Replace motor
Piston hole of cylinder assembly	<ul style="list-style-type: none"> · Sliding surface has a seizure. · Sliding surface has a damage. 	<ul style="list-style-type: none"> · Replace motor · Replace motor
Taper roller bearing Needle bearing Roller bearing	<ul style="list-style-type: none"> · In case 3000hour operation. · Rolling surface has a damage. 	<ul style="list-style-type: none"> · Replace · Replace

4. TRAVEL MOTOR

Wash all parts disassembly in treated oil and dry in the compressed air.

Perform maintenance including replacement or corrections in accordance with the following criterion.

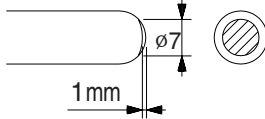
No.	Parts Name	Appearance	Allowance	Replacement parts
6	Piston sub assembly	When remarkable flaws or high surface roughness are found on each sliding surface	Roughness : 0.8a There should be no seizure and remarkable flaws (over 0.02 mm in thickness).	Cylinder block kit / Perform lapping (#1000). Replace if flaws cannot be completely removed.
		When remarkable flaws or high surface roughness are found on surface of piston.	Roughness : 1.2a There should be no seizure and remarkable flaws (over 0.02 mm in thickness).	
		When clearance between piston sub assembly and cylinder block bore is great.	Clearance : 0.060mm	Cylinder block kit
		When looseness in shoe ball parts is great.	Looseness : 0.4mm	
4	Cylinder Block	When remarkable flaws or high surface roughness are found on the surface with the valve plate.	Roughness : 0.8a	Cylinder block kit / Perform lapping(#1000). Replace if flaws cannot be completely removed.
		When wear inside bore is great.	Roughly : 1.6a	
		When clearance between piston sub assembly and cylinder block bore is great.	Looseness : 0.4mm	
		When abnormal wear and breakage develop on mating teeth.		
5	Valve plate	When remarkable flaws or high surface roughness are found on each sliding surface	Roughness : 0.8 a There should be no seizure and remarkable flaws(over 0.02 mm in thickness).	Cylinder block kit
7	Retainer plate	When remarkable flaws or high surface roughness are found on each sliding surface.	Roughness : 0.8 a There should be no seizure and remarkable flaws(over 0.02 mm in thickness).	7 Retainer plate 8 Retainer holder
8	Retainer holder			

No.	Parts Name	Appearance	Allowance	Replacement parts
9	Swash plate	When remarkable flaws or high surface roughness are found on sliding surface with shoe.	Roughness : 0.8 a There should be no seizure and remarkable flaws(over 0.02 mm in thickness).	Swash plate / Perform lapping (#1000). Replace if flaws cannot be completely removed.
		When remarkable flaws or high surface roughness are found on sliding surface with steel ball.	Roughness : 1.6 a There should be no seizure and remarkable flaws(over 0.02 mm in thickness).	
		When remarkable flaws or seizure are found on contact surface with steel balls.	Sphere depth : 19.06mm	
3	Shaft	When remarkable flaws or high surface roughness are found on sliding surface of oil seal.	Roughness : 1.6 a There should be no seizure and remarkable flaws(over 0.02 mm in thickness).	Shaft
		When abnormal wear and breakage develop on mating teeth.		
21	Brake piston	When remarkable flaws or high surface roughness are found in each sliding surface	Height : 50.5mm Roughness : 3.2 a There should be no seizure and remarkable flaws(over 0.02 mm in thickness).	Brake piston Friction plate
19	Disk plate	When remarkable flaws or abrasion are found on disks(friction material)	Thickness : 3.2mm	Disk plate
13 14	Roller Bearing Roller Bearing	When flaking and abrasion develop on rolling surface.		Roller Bearing
		When indentation is found on rolling surface		
		When abnormality is found in rotation (abnormal noise, irregular rotation)		

No.	Parts Name	Appearance	Allowance	Replacement parts
11	Piston sub assembly	When remarkable flaws or high surface roughness are found on sliding surface with swash plate.	Roughness : 1.6 a There should be no seizure and remarkable flaws (over 0.02 mm in thickness).	Case kit / Perform lapping (#1000). Replace if flaws cannot be completely removed.
		When remarkable flaws or high surface roughness are found on surface with case.	Roughness : 1.2a There should be no seizure and remarkable flaws(over 0.02 mm in thickness).	
		When clearance between piston sub assembly and case bore is great.	Clearance : 0.030mm	
		When looseness in shoe ball parts is great.	Looseness : 0.7mm	
2-2	Spool Assy	When remarkable flaws or high surface roughness are found on each sliding surface	Roughness : 0.8 a There should be no seizure and remarkable flaws(over 0.02 mm in thickness).	Base plate sub assembly
		When clearance between piston sub assembly and case bore is great.	Clearance : 0.050mm	
2-1	Base plate	When remarkable flaws or high surface roughness are found on each sliding surface with spool assy.	Roughness : 0.8 a There should be no seizure and remarkable flaws(over 0.02 mm in thickness).	Base plate sub assembly
		When clearance between spool assy and base plate bore is great.	Clearance : 0.050mm	
		When remarkable flaws or high surface roughness are found on each sliding surface with valve assy.	Roughness : 0.8 a There should be no seizure and remarkable flaws(over 0.02 mm in thickness).	
		When clearance between valve assy and base plate bore is great.	Clearance : 0.040mm	
		When remarkable flaws or high surface roughness are found on each sliding surface with spool assy.	There should be no seizure and remarkable flaws (over 0.02 mm in thickness).	

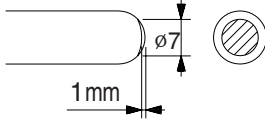
No.	Parts Name	Appearance	Allowance	Replacement parts
9	Valve assy	When remarkable flaws or high surface roughness are found on each sliding surface with spool assy.	Roughness : 0.8 a There should be no seizure and remarkable flaws(over 0.02 mm in thickness).	Base plate sub assembly
		When clearance between valve assy and base plate bore is great.	Clearance : 0.040mm	
2-7-10	Free piston	When remarkable flaws or high surface roughness are found on each sliding surface with base plate.	There should be no seizure and remarkable flaws(over 0.02 mm in thickness).	Relief valve assy
2-7-2	Housing	When remarkable flaws or high surface roughness are found on each sliding surface with free piston.	There should be no seizure and remarkable flaws(over 0.02 mm in thickness).	

5. RCV LEVER

Maintenance check item	Criteria	Remark
Leakage	The valve is to be replaced when the leakage becomes more than 1000cc/m at neutral handle position, or more than 2000cc/m during operation.	Conditions : Primary pressure : 30kgf/cm ² Oil viscosity : 23cSt
Spool	This is to be replaced when the sliding surface has worn more than 10 μ m, compared with the non-sliding surface.	The leakage at the left condition is estimated to be nearly equal to the above leakage.
Push rod	 <p>This is to be replaced when the top end has worn more than 1 mm.</p>	
Play at operating section	The pin, shaft, and joint of the operating section are to be replaced when their plays become more than 2mm due to wears or so on.	When a play is due to looseness of a tightened section, adjust it.
Operation stability	When abnormal noises, hunting, primary pressure drop, etc. are generated during operation, and these cannot be remedied, referring to section 6. Troubleshooting, replace the related parts.	

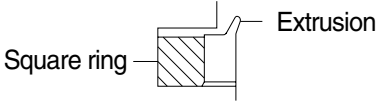
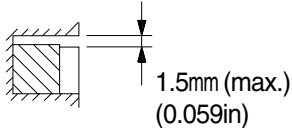
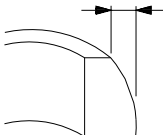
- Notes
1. It is desirable to replace seal materials, such as O-rings, every disassembling. However, they may be reused, after being confirmed to be free of damage.
 2. When loosening the hexagon socket head cap screw(125), replace the seal washers(121) without fail.

6. RCV PEDAL

Maintenance check item	Criteria	Remark
Leakage	The valve is to be replaced when the leakage effect to the system. For example, the primary pressure drop.	Conditions : Primary pressure : 30kgf/cm ² Oil viscosity : 23cSt
Spool	This is to be replaced when the sliding surface has worn more than 10 μm, compared with the non-sliding surface.	The leakage at the left condition is estimated to be nearly equal to the above leakage.
Push rod	 <p>This is to be replaced when the top end has worn more than 1mm.</p>	
Play at operating section	The pin, shaft, and joint of the operating section are to be replaced when their plays become more than 2mm due to wears or so on.	When a play is due to looseness of a tightened section, adjust it.
Operation stability	When abnormal noises, hunting, primary pressure drop, etc. are generated during operation, and these cannot be remedied, referring to section 6. Troubleshooting, replace the related parts.	

Notes 1. It is desirable to replace seal materials, such as O-rings, every disassembling. However, they may be reused, after being confirmed to be free of damage.

7. TURNING JOINT

Part name		Maintenance standards	Remedy
Body, Stem	Sliding surface with sealing sections.	Plating worn or peeled due to seizure or contamination.	Replace
	Sliding surface between body and stem other than sealing section.	• Worn abnormality or damaged more than 0.1mm (0.0039in) in depth due to seizure contamination.	Replace
		• Damaged more than 0.1mm(0.0039in) in depth.	Smooth with oilstone.
	Sliding surface with thrust plate.	• Worn more than 0.5mm(0.02in) or abnormality.	Replace
• Worn less than 0.5mm(0.02in).		Smooth	
• Damage due to seizure or contamination remediable within wear limit (0.5mm)(0.02in).		Smooth	
Cover	Sliding surface with thrust plate.	• Worn more than 0.5mm(0.02in) or abnormality.	Replace
		• Worn less than 0.5mm(0.02in).	Smooth
		• Damage due to seizure or contamination remediable within wear limit (0.5mm)(0.02in).	Replace
Seal set	-	<ul style="list-style-type: none"> • Extruded excessively from seal groove square ring. 	Replace
	-	<ul style="list-style-type: none"> • Slipper ring 1.5mm(0.059in) narrower than seal groove, or narrower than back ring. 	Replace
	-	<ul style="list-style-type: none"> • Worn more than 0.5mm(0.02in) ~ 1.5mm(MAX.) (0.059in) 	Replace

8. CYLINDER

Part name	Inspecting section	Inspection item	Remedy
Piston rod	· Neck of rod pin	· Presence of crack	· Replace
	· Weld on rod hub	· Presence of crack	· Replace
	· Stepped part to which piston is attached.	· Presence of crack	· Replace
	· Threads	· Presence of crack	· Recondition or replace
	· Plated surface	· Plating is not worn off to base metal.	· Replace or replate
		· Rust is not present on plating. · Scratches are not present.	· Replace or replate · Recondition, replate or replace
	· Rod	· Wear of O.D.	· Recondition, replate or replace
· Bushing at mounting part	· Wear of I.D.	· Replace	
Cylinder tube	· Weld on bottom	· Presence of crack	· Replace
	· Weld on head	· Presence of crack	· Replace
	· Weld on hub	· Presence of crack	· Replace
	· Tube interior	· Presence of faults	· Replace if oil leak is seen
	· Bushing at mounting part	· Wear on inner surface	· Replace
Gland	· Bushing	· Flaw on inner surface	· Replace if flaw is deeper than coating