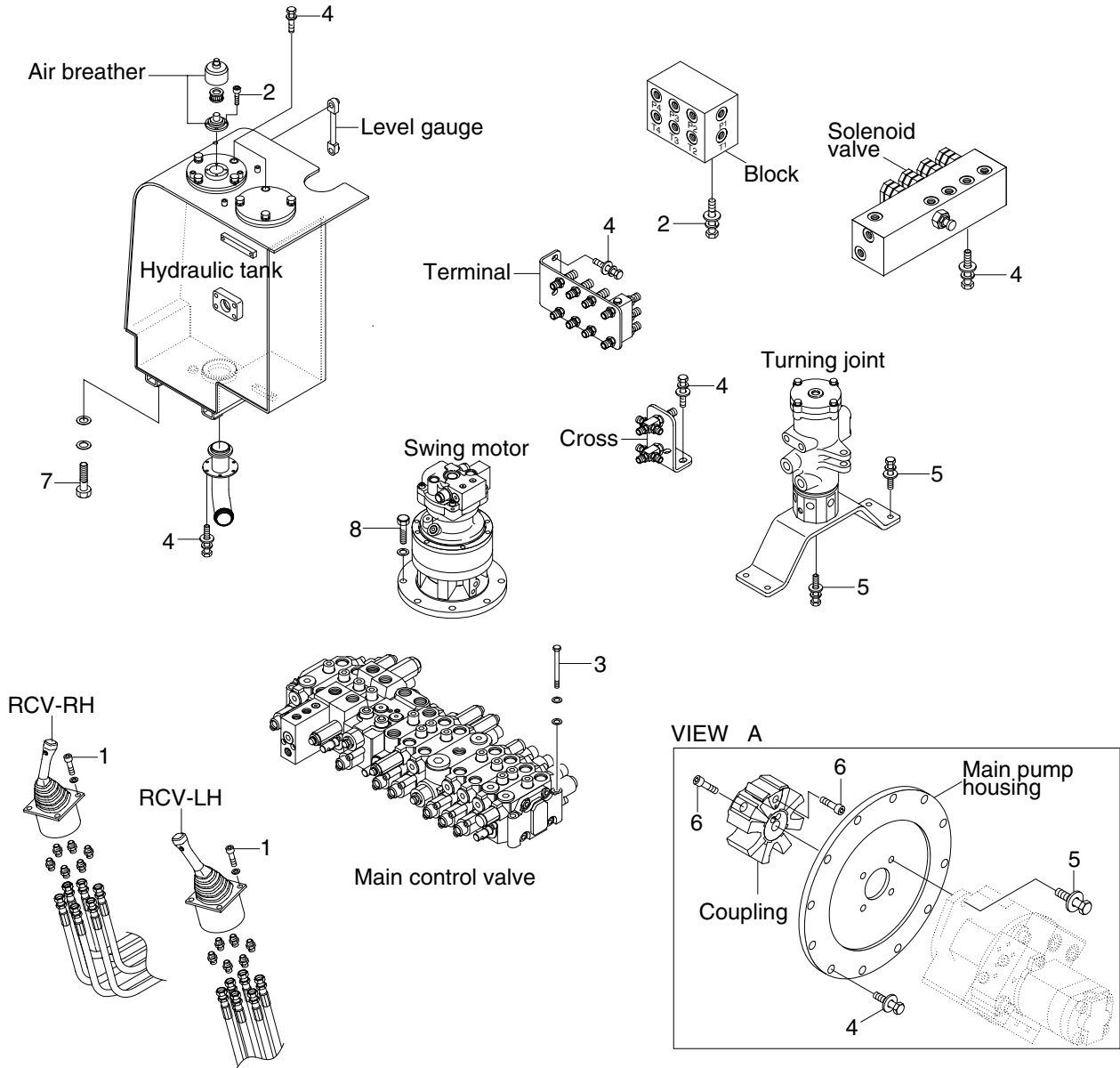


GROUP 4 HYDRAULIC SYSTEM

1. HYDRAULIC COMPONENTS MOUNTING 1



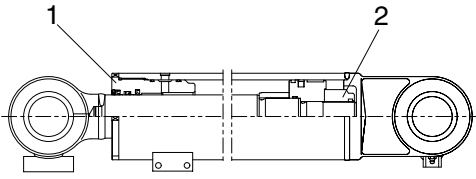
R5578CM05

• Tightening torque

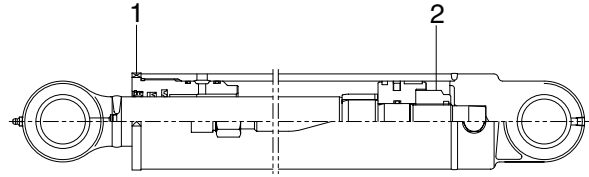
Item	Size	kgf · m	lbf · ft
1	M 6×1.0	1.05±0.2	7.6±1.45
2	M 6×1.0	1.44±0.3	10.4±2.2
3	M 8×1.25	2.5±0.5	18.1±3.6
4	M10×1.5	6.9±1.4	49.9±10.1

Item	Size	kgf · m	lbf · ft
5	M12×1.75	12.2±1.3	88.2±9.4
6	M14×2.0	12.0±1.0	88.0±7.2
7	M16×2.0	25.0±2.5	118±18.1
8	M16×2.0	29.7±4.5	215±33.0

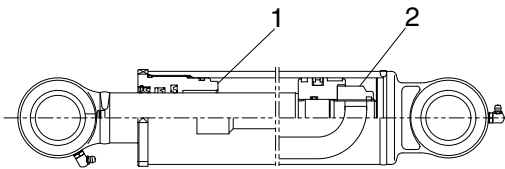
2. HYDRAULIC COMPONENTS MOUNTING 2



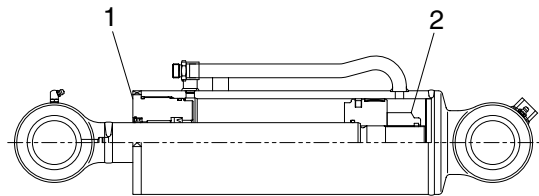
BOOM CYLINDER



ARM CYLINDER



BUCKET CYLINDER



DOZER CYLINDER

R5578CM07

· Tightening torque

1. Gland

Item	Size	kgf · m	lbf · ft
Boom cylinder	M115	95 ± 9.5	690 ± 69
Arm cylinder	M95	80 ± 8.0	580 ± 58
Bucket cylinder	M85	70 ± 7.0	510 ± 51
Dozer cylinder	M115	95 ± 9.5	690 ± 69

2. Lock nut

Item	Size	kgf · m	lbf · ft
Boom cylinder	M45	292 ± 29	2110 ± 211
Arm cylinder	M39	190 ± 19	1375 ± 138
Bucket cylinder	M36	150 ± 15	1085 ± 109
Dozer cylinder	M42	236 ± 24	1707 ± 171