

GROUP 2 MAJOR COMPONENT

1. MAIN PUMP

Before inspection, wash the parts well and dry them completely.

Inspect the principal parts with care and replace them with new parts when any abnormal wear exceeding the allowable limit or damage considered harmful is found.

Replace the seal also when any remarkable deformation and damage are found.

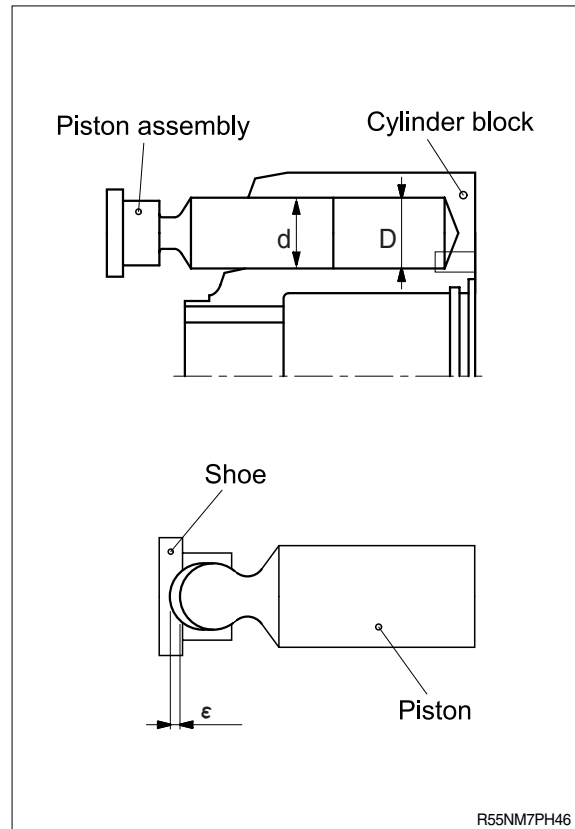
1) PISTON ASSEMBLY AND CYLINDER BLOCK

- (1) Check the appearance visually.

No damage, scouring, abnormal wear (Particularly, in the slide portion) should be found.

- (2) Check the clearance between the piston outside dia and cylinder block inside dia.

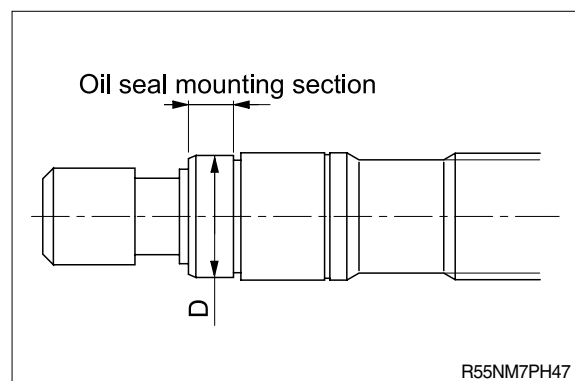
$$D-d \leq 0.050\text{mm}$$



2) PISTON SHOE AND PISTON

- (1) Check the axial play of the piston and piston shoe.

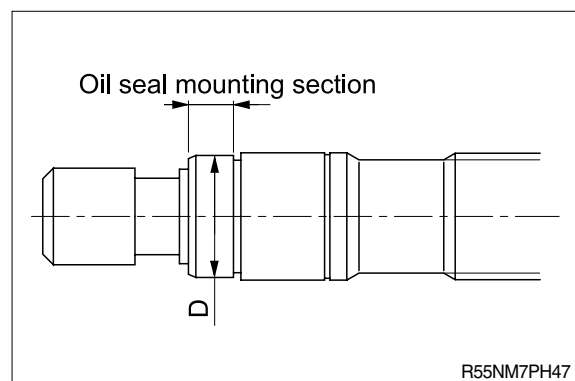
$$\epsilon \leq 0.2\text{mm}$$



3) SHAFT

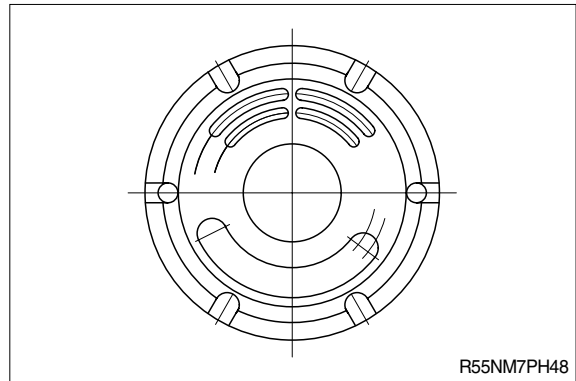
- (1) Check the wear amount of the oil seal mounting section.

$$\text{Wear amount} \leq 0.025\text{mm}$$



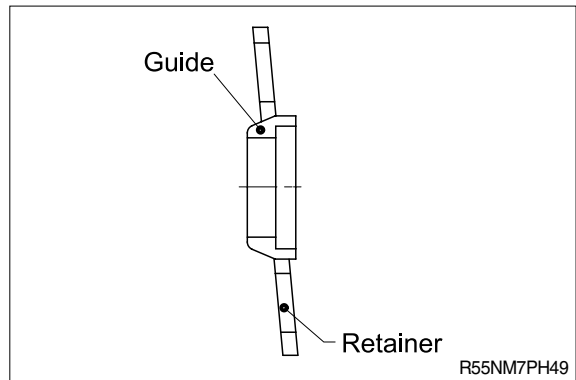
4) CONTROL PLATE

- (1) Check the slide surface for any damage.
When the damage is large, replace the plate with new one.



5) GUIDE AND RETAINER

- (1) Check for scouring or stepped wear.
If this can not be corrected, replace the guide and retainer with new full-set.
- (2) Fine scouring or damage can be corrected with lapping.
Carry out thorough washing after lapping.



2. MAIN CONTROL VALVE

Part name	Inspection item	Criteria & measure
Block	<ul style="list-style-type: none"> Existence of scratch, rusting or corrosion. 	<ul style="list-style-type: none"> In case of damage in following section, replace part. Sliding sections of casing fore and spool, especially land sections applied with holded pressure. Seal pocket section where spool is inserted. Seal section of port where O-ring contacts. Seal section of each relief valve for main, travel, and port. Other damages that may damage normal functions.
Spool	<ul style="list-style-type: none"> Existence of scratch, gnawing, rusting or corrosion. O-ring seal sections at both ends. Insert spool in casing hole, rotate and reciprocate it. 	<ul style="list-style-type: none"> Replacement when its outside sliding section has scratch(Especially on seals-contacting section). Replacement when its sliding section has scratch. Correction or replacement when O-ring is damaged or when spool does not move smoothly.
Poppet	<ul style="list-style-type: none"> Damage of poppet or spring Insert poppet into casing and function it. 	<ul style="list-style-type: none"> Correction or replacement when sealing is incomplete. Normal when it can function lightly without being caught.
Around spring	<ul style="list-style-type: none"> Rusting, corrosion, deformation or breaking of spring, spring seat, plug or cover. 	<ul style="list-style-type: none"> Replacement for significant damage.
Around seal for spool	<ul style="list-style-type: none"> External oil leakage. Rusting, corrosion or deformation of seal plate. 	<ul style="list-style-type: none"> Correction or replacement. Correction or replacement.
Main relief valve & port relief valve	<ul style="list-style-type: none"> External rusting or damage. Contacting face of valve seat. Contacting face of poppet. Abnormal spring. 	<ul style="list-style-type: none"> Replacement. Replacement when damaged. Replacement when damaged. Replacement. 100% replacement in general.

3. SWING MOTOR

Replace the parts referring to the following table.

1) MOTOR

Part name	Service criteria
Piston assembly (2-13)	<ol style="list-style-type: none"> 1. The sliding parts are scratched deeply or the sliding surface has become rough. 2. The clearance between the piston and the cylinder block bore is too large. Upper limit of diameter clearance : 0.04mm. 3. The piston shoe ball is loose excessively. Max. clearance (movement) : 0.4 mm
Thrust plate (2-4) Retainer holder (2-11) Retainer plate (2-12) Brake piston (2-15) Valve plate (2-24)	<ol style="list-style-type: none"> 1. The sliding parts are scratched deeply or the sliding surface has become rough.
Cylinder block (2-5)	<ol style="list-style-type: none"> 1. The sliding parts are scratched deeply or the sliding surface has become rough. 2. The meshing surface is worn excessively or cut.
Disc (2-14)	<ol style="list-style-type: none"> 1. The disc (friction material) is scratched deeply or peeled. 2. The meshing surface is worn excessively or cut.
Ball bearings (2-2) (2-22)	<ol style="list-style-type: none"> 1. The rolling contact surface has been flaked or peeled. 2. The rolling contact surface is dented. 3. Bearing rotation produces abnormality (abnormal noise, irregular rotation).
Spring (2-7)	<ol style="list-style-type: none"> 1. The spring is broken or deformed excessively.
O-rings (2-16), (2-17), (2-20), (2-26), (2-42), (2-44), (2-46)	<ol style="list-style-type: none"> 1. Damage that is likely to cause oil leak, damage that is likely to deteriorate the sealing or permanent deformation is noticed.

2) REDUCTION GEAR

Part name	Service criteria
Pinion shaft (1-2)	1. The gear tooth surface is damaged excessively, worn or flaked.
Plates (1-3), (1-8)	1. The plate is damaged or worn excessively.
Taper roller bearings (1-5), (1-7)	1. The roller or the race is damaged excessively, dented or flaked. 2. The rotation produces abnormal noise or is not smooth. ※ To replace the bearing, replace the body assembly.
Oil seal (1-6)	1. The lip is damaged, deformed or worn excessively. 2. The lip is hardened.
Housing (1-1) Holders (1-10), (1-18) Drive gear (1-24) Sun gear (1-17)	1. The gear tooth surface is damaged excessively, worn or flaked. ※ To replace the housing, replace the body assembly.
Inner races (1-12), (1-20)	1. The rolling contact surface of the needle bearings is damaged excessively or worn or flaked.
Needle bearings (1-13), (1-21)	1. The surface of the needle bearings is damaged excessively or worn or flaked.
Planetary gears (1-14), (1-22)	1. The gear tooth surface is excessively damaged, worn or flaked. 2. The rolling contact surface in contact with the needle bearing is excessively damaged, worn or flaked.
Thrust plates (1-15), (1-23)	1. The sliding surface is excessively damaged, worn or seized.

3) VALVE

Part name	Service criteria
Piston (2-38-14) Case (2-1)	1. The sliding surface is damaged deeply or rough. 2. The clearance between the piston and the case hole is large. Upper limit of diameter clearance : 0.04mm
Spring (2-40)	1. The spring is broken or deformed excessively.
Plugs (2-38-6), (2-41) Check valve (2-39) O-rings (2-38-8, 9, 10, 11), (2-42) Backup rings (2-38-12, 13)	1. Damage that is likely to cause oil leak, damage that is likely to deteriorate the sealing or permanent deformation is noticed.

4) OTHERS

Part name	Service criteria
Other plugs and O-rings	Damage that is likely to cause oil leak, damage that is likely to deteriorate the sealing or permanent deformation is noticed.

4. TRAVEL MOTOR

Wash all parts disassembly in treated oil and dry in the compressed air.

Perform maintenance including replacement or corrections in accordance with the following criterion.

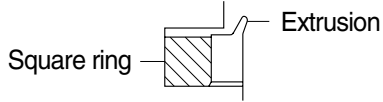
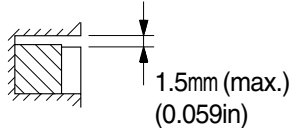
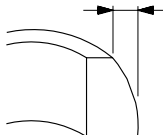
No.	Parts Name	Check Points	Criterion (Recommended standards for replacement)	Measures
1	Floating seal (1-2)	Sliding surface	No remarkable flaws, wear, or seizure are noted.	Replacement
2	Angular bearing (1-3)	Rolling surface	No remarkable flaws, wear, or flaking are noted on balls and race.	Replacement
3	Housing (1-6)	Gear tooth surface	No remarkable flaws, wear, or flaking are noted on gear tooth surface. (Note 1)	Replacement
4	Planetary gear A (1-18), B (1-9)	Gear tooth surface and rolling surface of inner side	No remarkable flaws, wear, or flaking are noted as same as No.3	Replacement
5	Needle bearing (1-10), (1-19)	Rolling surface of needle bearing	No remarkable flaws, wear, or flaking are noted.	Replacement
6	Inner race (1-11), (1-20)	Rolling surface of inner race	No remarkable flaws, wear, or flaking are noted.	Replacement
7	Thrust washer (1-12)	Sliding surface	No remarkable flaws, wear, or seizure are noted.	Replacement
8	Thrust plate (1-13), (1-23)	Sliding surface	No remarkable flaws, wear, or seizure are noted.	Replacement
9	Sun gear (1-15)	Gear tooth surface	Same as No. 3	Replacement
10	Holder (1-17)	Sliding surface of planetary gear A	No remarkable flaws, wear, or seizure are noted.	Replace planetary A and holder.
11	Drive gear (1-22)	Gear tooth surface	Same as No. 3	Replacement
13	O-ring (1-25), (28), (29), (39), (31-5), (44), (50-6), (50-7)	Surface and hardness	No flaws and deflection are noted. Not hardened.	Recommend that seals be replaced with new ones at time of reassembly, since rubber materials normally deteriorate with age.
14	Shaft (2)	Sliding surface of oil seal	No remarkable flaws, wear.	Replacement
15	Ball bearing (3), (27)	Same as No. 2.	Same as No. 2.	Replacement
16	Oil seal (4)	Surface and hardness of seal lip	No flaw, wear or deflection are noted. Not hardened.	Replacement

Note 1 : Pitching in this instance refers to a case where pitching occurs in more than 10% of engagement area per tooth surface.

No.	Parts Name	Check Points	Criterion (Recommended standards for replacement)	Measures
17	Swash plate (5)	Sliding surface and roughness between piston sub assembly and swash plate	No remarkable flaws (over 0.02 [mm] in thickness), wear, or seizure are noted. 0.4a (0.8a)	Correct lapping (#1000) if sliding surface is rough. Replace if proper correction cannot be made.
18	Cylinder block (7)	Clearance between piston sub assembly and cylinder block.	0.02[mm] (0.04[mm])	Replace both cylinder block and piston sub assembly concurrently. Correct lapping (#1000) if sliding surface is rough.
		Sliding surface and roughness between valve plate and cylinder block.	No remarkable flaws (over 0.02[mm] in thickness), wear, or seizure are noted. 0.4a (0.8a)	Replace both cylinder block and piston sub assembly with new, if sliding surfaces cannot be properly corrected.
19	Spring (9), (20), (37) (42), (31-3), (50-3)	Breakage or deflection is big.	-	Replacement
20	Piston sub assembly (15)	Clearance between piston sub assembly and cylinder block.	Same as No. 18.	Same as No. 18.
		Sliding surface and roughness between piston sub assembly and swash plate.	Same as No. 17. 0.2a (0.8a)	Same as No. 17.
		Loosen between piston and shoe is big.	0.15[mm] (0.4[mm])	Replacement
21	Piston (19)	Clearance between piston sub assembly and flange holder.	Same as No. 18.	Same as No. 18.
		Sliding surface and roughness between piston sub assembly and swash plate.	Same as No. 17.	Same as No. 17.
22	Valve plate (25)	Sliding surface and roughness between valve plate cylinder block.	Same as No. 18.	Same as. No. 18.
		Thickness; 5 [mm]	4.8 [mm]	Replacement
23	Base plate (30)	Sliding surface between plunger and base plate.	No remarkable flaws, wear, or seizure are noted.	Replace both base plate and plunger.
		Sliding surface between spool and base plate.	No remarkable flaws, wear, or seizure are noted.	Replace both base plate and spool.

No.	Parts Name	Check Points	Criterion (Recommended standards for replacement)	Measures
24	Plunger (31-1)	Sliding surface between plunger and base plate.	No remarkable flaws, wear, or seizure are noted.	Replace both base plate and plunger.
		Sliding surface between plunger and check valve.	No remarkable flaws, wear, or seizure are noted.	Replace both check valve and plunger.
25	Check valve (31-2)	Sliding surface between plunger and check valve.	No remarkable flaws, wear, or seizure are noted.	Replace plunger assy.
		Seat surface between plunger and check valve.	No remarkable flaws, wear, or seizure are noted. Entire surface of seats are rubbing.	Replace both check valve and plunger.
26	Spool (41)	Sliding surface between plunger and check valve.	Same as No. 23	Same as No. 23
27	Valve body (50-1)	Sliding surface between spool and valve body.	No remarkable flaws, wear, or seizure are noted.	Replace valve assy.
28	Without parking brake check valve (50-2)	Sliding surface between plunger and check valve.	No remarkable flaws, wear, or seizure are noted.	Replace valve assy.
	With parking brake spool (50-2)	Sliding surface between spool and valve body.	No remarkable flaws, wear, or seizure are noted.	Replace valve assy.

5. TURNING JOINT

Part name		Maintenance standards	Remedy
Body, Stem	Sliding surface with sealing sections.	Plating worn or peeled due to seizure or contamination.	Replace
	Sliding surface between body and stem other than sealing section.	• Worn abnormality or damaged more than 0.1mm (0.0039in) in depth due to seizure contamination.	Replace
		• Damaged more than 0.1mm(0.0039in) in depth.	Smooth with oilstone.
	Sliding surface with thrust plate.	• Worn more than 0.5mm(0.02in) or abnormality.	Replace
• Worn less than 0.5mm(0.02in).		Smooth	
• Damage due to seizure or contamination remediable within wear limit (0.5mm)(0.02in).		Smooth	
Cover	Sliding surface with thrust plate.	• Worn more than 0.5mm(0.02in) or abnormality.	Replace
		• Worn less than 0.5mm(0.02in).	Smooth
		• Damage due to seizure or contamination remediable within wear limit (0.5mm)(0.02in).	Replace
Seal set	-	<ul style="list-style-type: none"> • Extruded excessively from seal groove square ring. 	Replace
	-	<ul style="list-style-type: none"> • Slipper ring 1.5mm(0.059in) narrower than seal groove, or narrower than back ring. 	Replace
	-	<ul style="list-style-type: none"> • Worn more than 0.5mm(0.02in) ~ 1.5mm(MAX.) (0.059in) 	Replace

6. CYLINDER

Part name	Inspecting section	Inspection item	Remedy
Piston rod	· Neck of rod pin	· Presence of crack	· Replace
	· Weld on rod hub	· Presence of crack	· Replace
	· Stepped part to which piston is attached.	· Presence of crack	· Replace
	· Threads	· Presence of crack	· Recondition or replace
	· Plated surface	· Plating is not worn off to base metal.	· Replace or replate
		· Rust is not present on plating. · Scratches are not present.	· Replace or replate · Recondition, replate or replace
	· Rod	· Wear of O.D.	· Recondition, replate or replace
· Bushing at mounting part	· Wear of I.D.	· Replace	
Cylinder tube	· Weld on bottom	· Presence of crack	· Replace
	· Weld on head	· Presence of crack	· Replace
	· Weld on hub	· Presence of crack	· Replace
	· Tube interior	· Presence of faults	· Replace if oil leak is seen
	· Bushing at mounting part	· Wear on inner surface	· Replace
Gland	· Bushing	· Flaw on inner surface	· Replace if flaw is deeper than coating