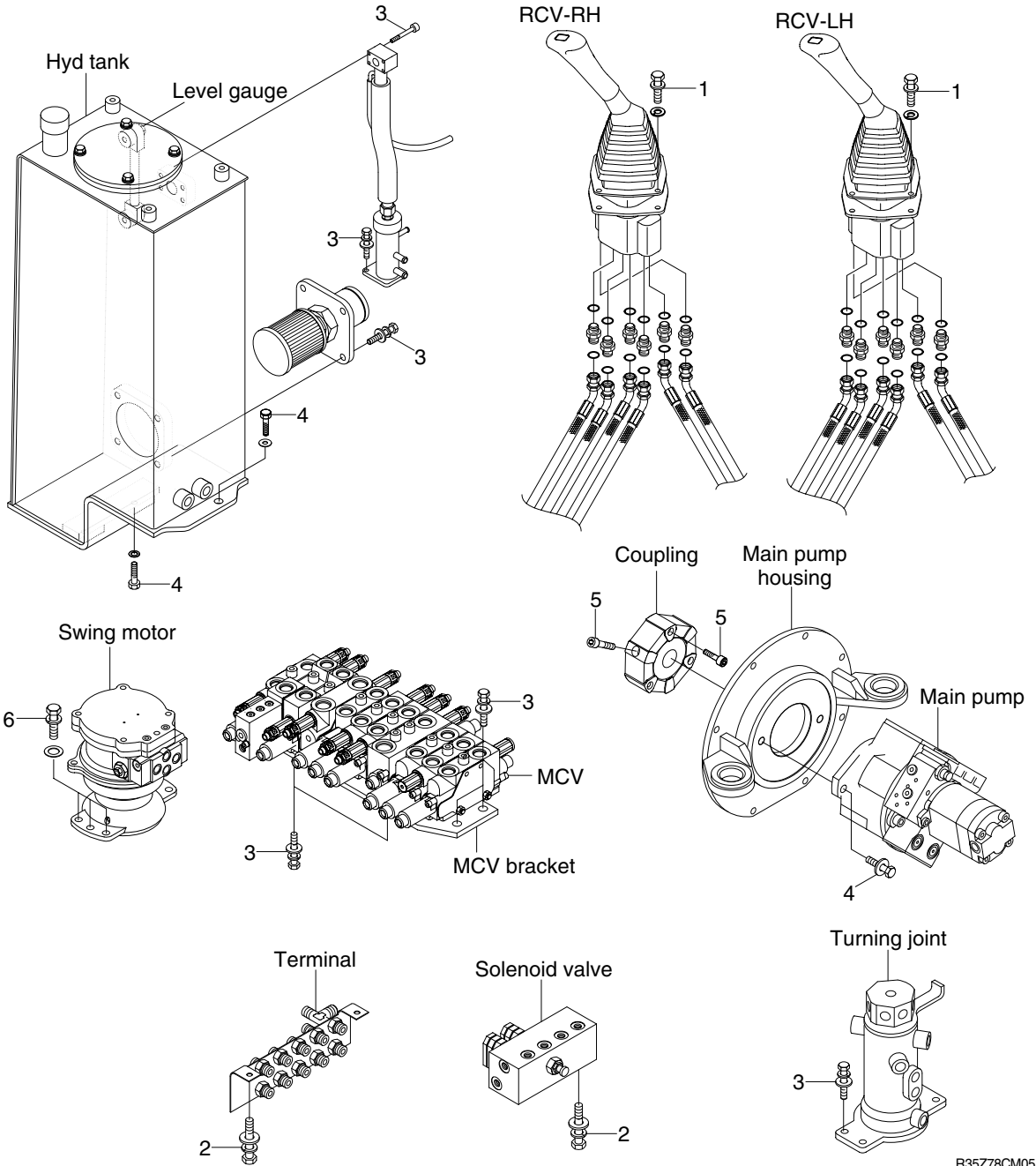


# GROUP 4 HYDRAULIC SYSTEM

## 1. HYDRAULIC COMPONENTS MOUNTING 1



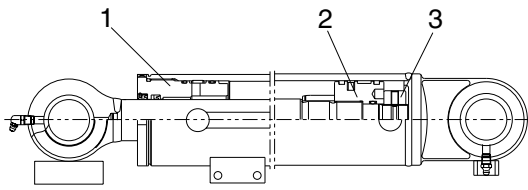
R35Z78CM05

· Tightening torque

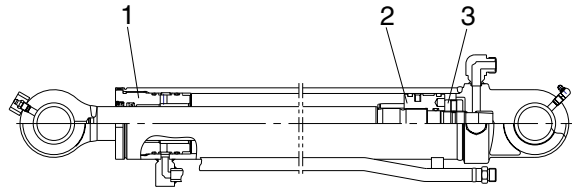
Item	Size	kgf · m	lbf · ft
1	M 6×1.0	1.05±0.2	7.6±1.45
2	M 8×1.25	2.5±0.5	18.1±3.6
3	M10×1.5	6.9±1.4	49.9±10.1

Item	Size	kgf · m	lbf · ft
4	M12×1.75	12.8±3.0	93±22.0
5	M12×1.75	9.25±0.25	69±14.0
6	M14×2.0	12.0±1.0	88.0±7.2

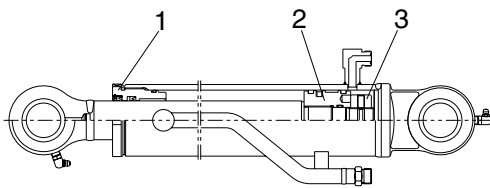
## 2. HYDRAULIC COMPONENTS MOUNTING 2



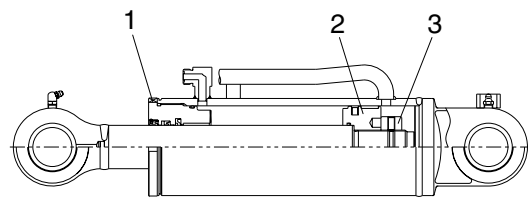
Boom cylinder



Arm cylinder



Bucket cylinder

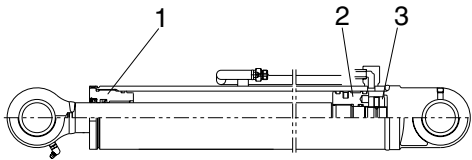


Dozer cylinder

R35Z78CM07

· Tightening torque

1. Gland



Boom swing cylinder

Item	Size	kgf · m	lbf · ft
Boom cylinder	M90 × 2	68 ± 6.8	492 ± 49
Arm cylinder	M85 × 2	64 ± 6.4	463 ± 46
Bucket cylinder	M75 × 2	56 ± 5.6	405 ± 41
Dozer cylinder	M100 × 2	75 ± 7.5	542 ± 54
Boom swing cylinder	M85 × 2	64 ± 6.4	463 ± 46

2. Piston

Item	Size	kgf · m	lbf · ft
Boom cylinder	M40 × 2	100 ± 10	723 ± 72
Arm cylinder	M40 × 2	100 ± 10	723 ± 72
Bucket cylinder	M33 × 2	83 ± 8	600 ± 60
Dozer cylinder	M39 × 2	98 ± 9.8	709 ± 71
Boom swing cylinder	M40 × 2	100 ± 10	723 ± 72

3. Piston nut

Item	Size	kgf · m	lbf · ft
Boom cylinder	M33 × 2	82 ± 8	593 ± 59
Arm cylinder	M33 × 2	82 ± 8	593 ± 59
Bucket cylinder	M29 × 2	73 ± 7	528 ± 53
Dozer cylinder	M39 × 2	150 ± 15	1085 ± 109
Boom swing cylinder	M33 × 2	93 ± 9	673 ± 67