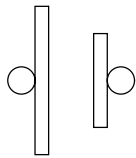
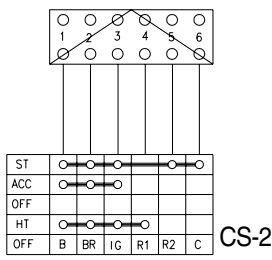
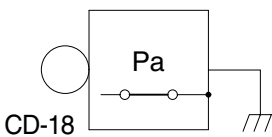
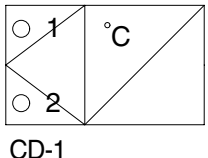
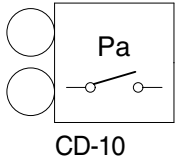
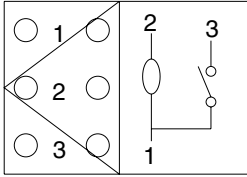
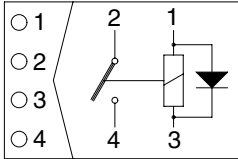
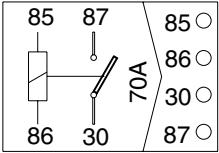
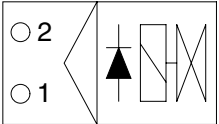
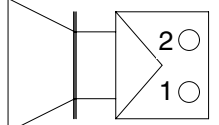
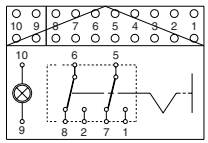
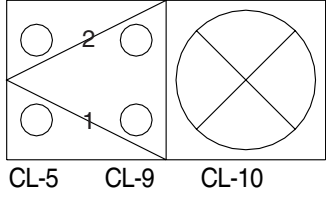
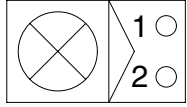
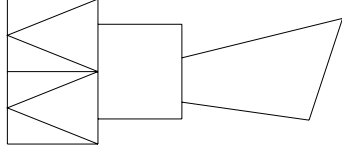
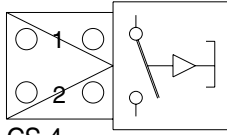
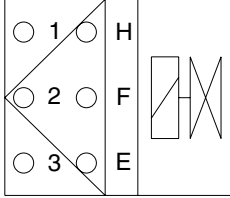
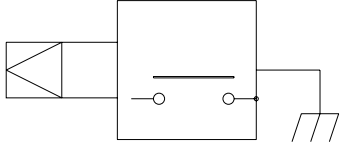
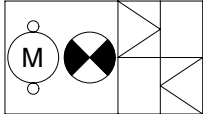
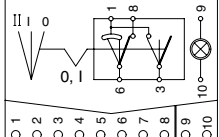
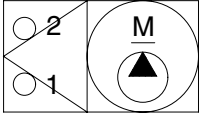
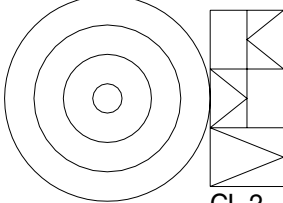
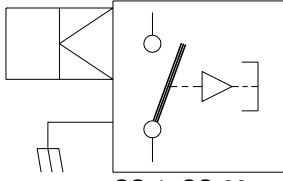
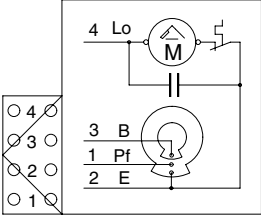


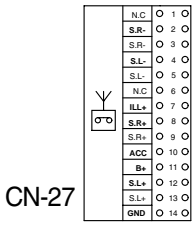
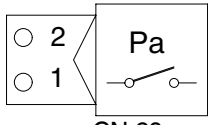
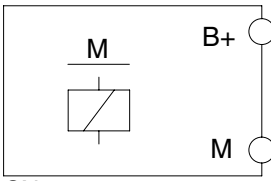
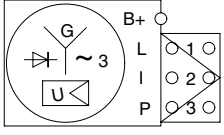
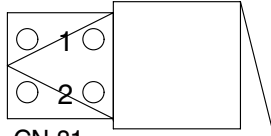
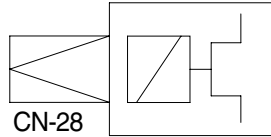
GROUP 4 ELECTRICAL COMPONENT SPECIFICATION

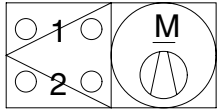
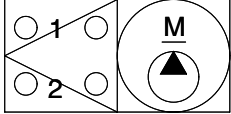
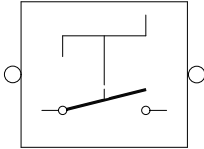
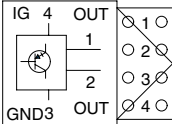
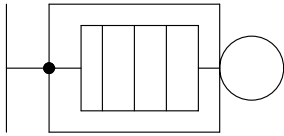
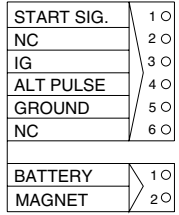
Part name	Symbol	Specification	Check
Battery		12V × 100Ah	※ Check specific gravity 1.280 over : Over charged 1.280 ~ 1.250 : Normal 1.250 below : Recharging
Start key		12V	※ Check contact OFF : ∞ Ω (For each terminal) ON : 0 Ω (For terminal 1-3 and 1-2) START : 0 Ω (For terminal 1-5)
Pressure switch (For engine oil)		0.5 kgf/cm ² (N.C TYPE)	※ Check resistance Normal : 0 Ω (CLOSE)
Temperature sensor		-	※ Check resistance 50°C : 804 Ω 80°C : 310 Ω 100°C : 180 Ω
Air cleaner pressure switch		Pressure: 635mmH ₂ O (N.O TYPE)	※ Check contact Normal : ∞ Ω

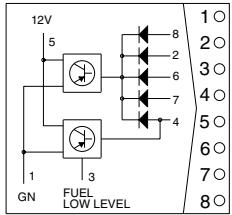
Part name	Symbol	Specification	Check
Fuel sender	 <p>CD-2</p>	-	※ Check resistance Full : 30 Ω Low : 100 Ω Empty warning : 200 Ω
Relay	 <p>CR-2 CR-7 CR-35</p>	12V 20A	※ Check resistance Normal : About 200 Ω (For terminal 1-3) : 0 Ω (For terminal 2-4)
Relay	 <p>CR-51</p>	12V 70A	※ Rated coil current $1.2 \pm 0.3A$
Solenoid valve	 <p>CN-70 CN-68 CN-140</p>	12V 1A	※ Check resistance Normal : 15~25 Ω (For terminal 1-2)
Speaker	 <p>CN-23(LH) CN-24(RH)</p>	4 Ω 20W	※ Check resistance Normal : 4 Ω
Switch (Locking type)	 <p>CS-8 CS-16 CS-23 CS-21 CS-67</p>	12V 16A	※ Check contact Normal OFF - ∞ Ω (For terminal 1-5,2-6) - 0 Ω (For terminal 5-7,6-8)

Part name	Symbol	Specification	Check
Lamp	 <p>CL-5 CL-9 CL-10</p>	12V 55W (H3 TYPE)	※ Check disconnection Normal : 1.2 Ω
Room lamp	 <p>CL-1</p>	12V 10W	※ Check disconnection Normal : A few Ω
Horn	 <p>CN-20</p>	12V	100±5dB
Safety switch	 <p>CS-4</p>	Micro	※ Check contact Normal : 0 Ω Operating : ∞ Ω
Fuel cut-off	 <p>CN-79</p>	12V	※ Check operation Rated full current : 12V 33A Rated hold current : 12V 0.8A
Water temp	 <p>CD-9</p>	ON 110 °C (N.O type)	-

Part name	Symbol	Specification	Check
Beacon lamp	 <p>CL-7</p>	12V (Strobe type)	※ Check disconnection Normal : A few Ω
Wiper switch	 <p>CS-3</p>	12V 16A	※ Check contact Normal : ∞ Ω
Washer pump	 <p>CN-22</p>	12V 3.8A	※ Check contact Normal : 3 Ω (For terminal 1-2)
Cigar lighter	 <p>CL-2</p>	12V 10A 1.4W	※ Check coil resistance Normal : About 1MΩ ※ Check contact Normal : ∞ Ω Operating time : 5~15sec
Switch	 <p>CS-1, CS-20, CS-53</p>	12V4W	※ Check resistance Normal : About 5MΩ
Wiper motor	 <p>CN-21</p>	12V 3A	※ Check contact Normal : 6 Ω (For terminal 2-6)

Part name	Symbol	Specification	Check
Cassette radio	 <p>CN-27</p>	12V 3A	※ Check voltage 10 ~ 12.5V (For terminal 10-14,11-14)
Receiver dryer	 <p>CN-29</p>	12V	※ Check contact Normal : 0 Ω
Starter	 <p>CN-45</p>	12V	※ Check contact Normal : 0.1 Ω
Alternator	 <p>CN-74</p>	12V 55A	※ Check contact Normal : 0 Ω (For terminal B+-1) Normal : 10 ~ 12.5V
Travel alarm	 <p>CN-81</p>	12V	-
Compressor	 <p>CN-28</p>	12V 38W	-

Part name	Symbol	Specification	Check
Air con fan motor	 <p>CN-83</p>	12V 8.5A	-
Fuel feed pump	 <p>CN-145</p>	12V	-
Master switch	 <p>CN-74</p>	12V 1000A	-
Timer	 <p>CR-50, CN-62</p>	12V	-
Air-heater	 <p>CN-80</p>	12V 42A 500W	-
Safety relay	 <p>CN-165 CN-166</p>	12V 1400rpm/ Alternator	※ Contact capacity : Rush : 100A Steady-State : 50A(30sec)

Part name	Symbol	Specification	Check
Detector	 <p>CN-167</p>	12V	-