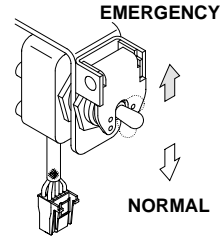
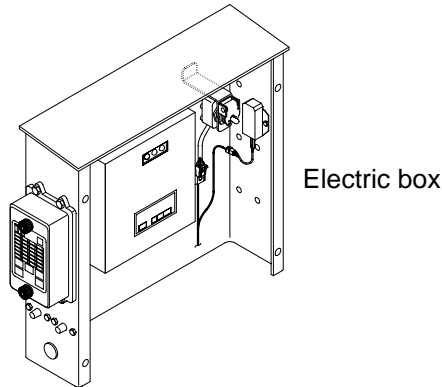


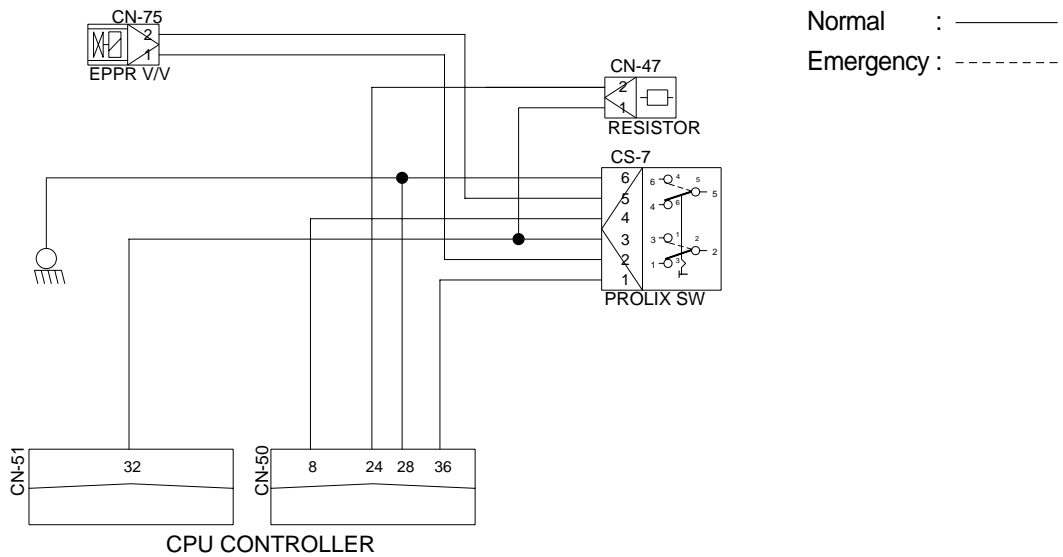
GROUP 12 PROLIX SWITCH (up to # 0062)

Is the conversion switch to manual control temporarily when the electronic control system is out of order, until repair work be done.



Never place this switch in EMERGENCY position when the CPU is in normal operation.

1. OPERATING PRINCIPLE WIRING DIAGRAM



1) NORMAL POSITION

- EPPR valve supply specified amount of pilot pressure to the flow regulator of hydraulic pump and regulate hydraulic pump delivery amount depending upon the signal of CPU controller by selected mode.

2) EMERGENCY POSITION

- If prolix switch is set at the emergency position when any abnormality occurs in NEW CAPO system, constant electric current from battery flows to EPPR valve so that EPPR valve can be fixed at the predetermined position.
- In this case excavator can be operated at an equivalent performance to S mode.