

GROUP 4 CONNECTORS

1. CONNECTOR DESTINATION

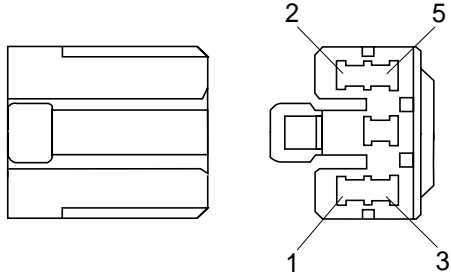
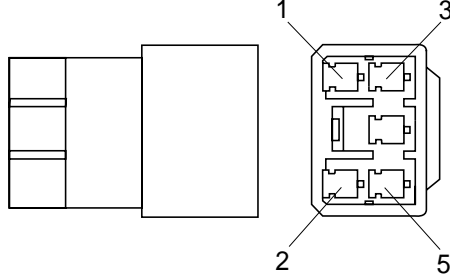
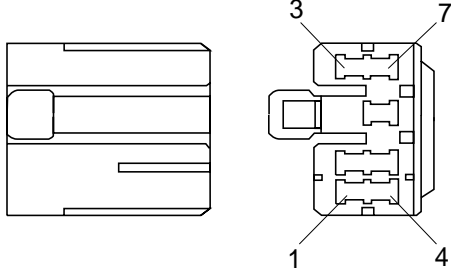
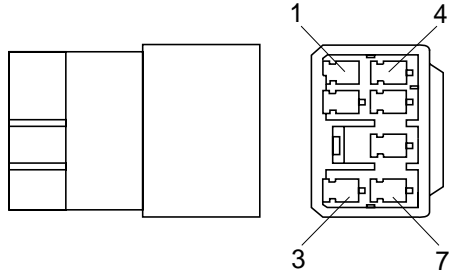
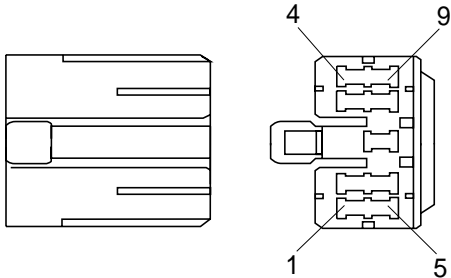
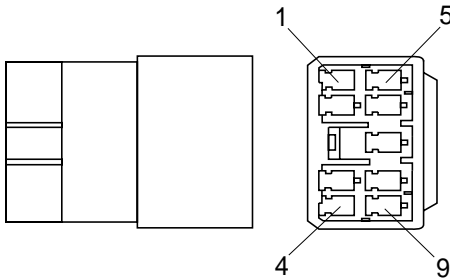
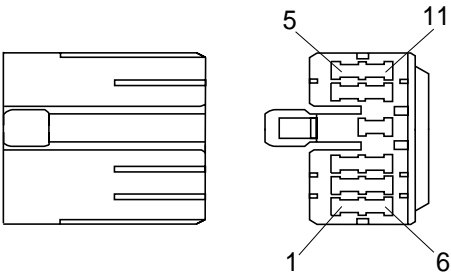
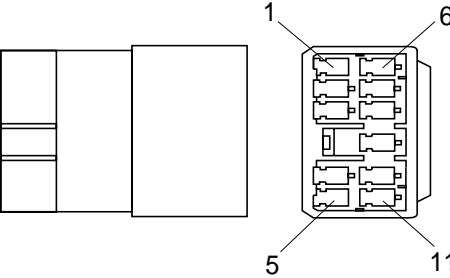
Connector number	Type	No. of pin	Destination	Connector part No.	
				Female	Male
CN-1	-	6	Pump pressure harness	S816-006002	S816-106002
CN-2	AMP	8	Engine rear harness	S816-008002	S816-108002
CN-3	AMP	12	Engine front harness	S816-012002	S816-112002
CN-4	AMP	8	Cabin LH wire harness	S816-008002	S816-108002
CN-5	-	15	RH side harness	-	2-85262-1
CN-6	AMP	12	RH side harness	S816-012002	S816-112002
CN-7	-	15	Cabin RH wire harness	-	2-85262-1
CN-8	AMP	12	Cabin RH wire harness	S816-012002	S816-112002
CN-9	AMP	8	Cabin RH wire harness	S816-008002	S816-108002
CN-10	DEUTSCH	12	Frame harness	DT06-12S	DT06-12P
CN-11	DEUTSCH	8	Cabin LH wire harness	DT06-8S	-
CN-12	DEUTSCH	2	Work lamp harness	DT06-2S-P012	DT04-2P-P012
CN-13	DEUTSCH	2	Quick coupling harness	DT06-2S-P012	DT04-2P-P012
CN-15	KET	2	Two way	S814-002100	S814-102100
CN-17	DEUTSCH	8	Wipe harness	DT06-8S	DT04-8P
CN-19	-	2	EPPR control	S816-102002	-
CN-19A	-	2	Normal control	S816-002002	-
CN-19B	-	2	Emergency control	S816-002002	-
CN-20	MOLEX	2	Horn	36825-0211	-
CN-21	AMP	6	Wiper motor	925276-0	-
CN-22	-	2	Washer tank	MG640605	-
CN-23	KET	2	LH speaker	MG610070	7322-1520
CN-24	KET	2	RH speaker	MG610070	7322-1520
CN-25	MOLEX	2	Horn	36825-0211	-
CN-27	AMP	14	Cassette radio	173852	AMP14P
CN-28	-	1	Air-con comp	MWP-01F-B	-
CN-29	KET	2	Receiver dryer	MG640795	-
CN-45	RING TERM	1	Starter	S820-510000	-
CN-47	AMP	2	Emergency resistor	S810-002202	-
CN-48	-	2	Hour meter	S810-002202	-
CN-50	AMP	36	CPU	3441110	-
CN-51	AMP	36	CPU	3441110	-
CN-56	DEUTSCH	4	Cluster	-	DT04-4P
CN-60	-	2	Fusible link	7122-4125-50	-
CN-61	DEUTSCH	2	Fuel filler pump	DT06-2S-P012	DT01-2P-P012
CN-66	DEUTSCH	2	Breaker solenoid valve	DT06-2S-P012	DT01-2P-P012
CN-68	DEUTSCH	2	Safety solenoid valve	DT06-2S-P012	-
CN-70	DEUTSCH	2	Travel speed solenoid valve	DT06-2S-P012	-

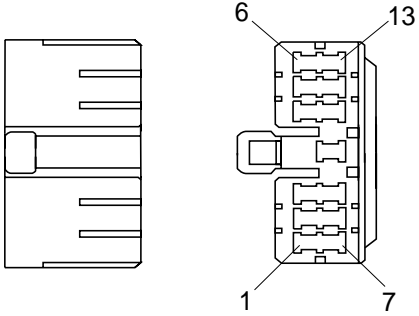
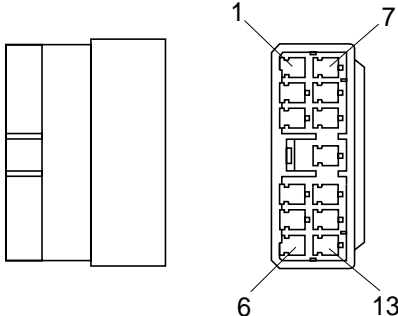
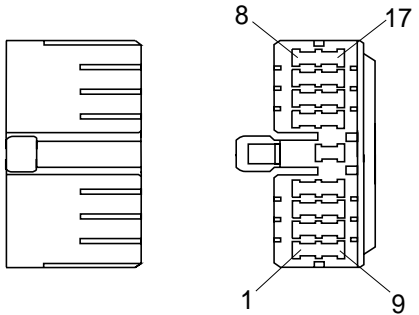
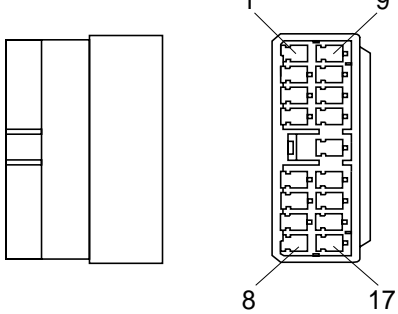
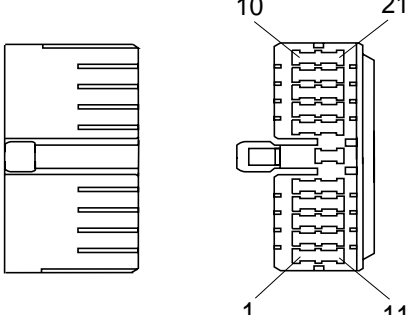
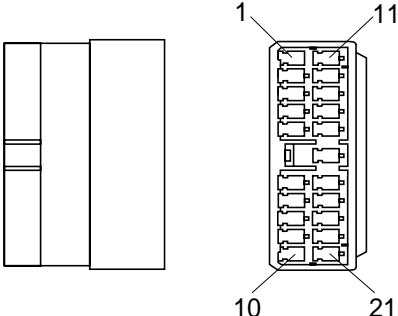
Connector number	Type	No. of pin	Destination	Connector part No.	
				Female	Male
CN-74	TERM	1	Alternator	S820-105000	-
CN-75	-	2	EPPR valve	S816-002002	-
CN-76	DEUTSCH	6	Accel actuator	DT06-6S	-
CN-78	KET	2	Water level	S814-002100	-
CN-79	-	3	Fuel cut-off	S818-020311	-
CN-81	DEUTSCH	2	Travel buzzer	DT06-2S-P012	DP04-2P-P012
CN-88	DEUTSCH	2	Power max solenoid valve	DT06-2S-P012	-
CN-91	DEUTSCH	2	Over load harness	DT06-2S	DT04-2P
CN-92	AMP	1	Safety	S814-101100	S814-001100
CN-116	-	17	Switch panel	S811-017002	-
CN-126	DEUTSCH	4	RS232C connector	DT06-4S	DT04-4P-E004
CN-133	DEUTSCH	2	Boom priority solenoid valve	DT06-2S-P012	-
CN-137	DEUTSCH	2	Max flow solenoid valve	DT06-2S-P012	-
CN-138	DEUTSCH	3	DC/DC converter	DT06-3S	DT04-3P
CN-139	DEUTSCH	2	12V Socket	-	DT04-2P
CN-141	AMP	13	Wiper motor control unit	172498-1	-
CN-142	DEUTSCH	3	Accel dial	DT06-3S	-
CN-143	KET	14	Cassette radio	MG610406	-
CN-144	AMP	12	Remocon	174045-2	-
RELAY					
CR-1	RING TERM	1	Battery relay	S820-104002	-
CR-23	-	2	Start relay	S814-102001	-
CR-24	-	1	Pre-heater relay	S822-014000	-
CR-43	DEUTSCH	4	Engine stop relay	DT06-4S	-
SWITCH					
CS-1	CB104	1	Door switch	S822-014004	-
CS-2	-	6	Start key switch	S814-006000	-
CS-4	DEUTSCH	3	Safety switch	DT06-3S	-
CS-5	DEUTSCH	2	Horn switch		DT04-2P
CS-19	DEUTSCH	2	One touch decel	DT06-2S	DT04-2P
CS-20	AMP	1	Safety switch	S822-014002	-
CS-23	SWF	10	Beacon lamp switch	SWF593757	-
CS-26	DEUTSCH	2	Breaker switch	DT06-2S	-
CS-27	SWF	10	Breaker switch	SWF593757	-
CS-29	DEUTSCH	2	Power max	DT06-2S	DT04-2P
CS-50	SWF	10	Quick coupling switch	SWF593757	-
CS-52	SWF	10	Spare switch	SWF593757	-
CS-53	AMP	1	Wiper cut switch	S822-014002	-
CS-54	SWF	10	Spare switch	SWF593757	-
CS-67	SWF	10	Overload switch	SWF593757	-

Connector number	Type	No. of pin	Destination	Connector part No.	
				Female	Male
LAMP					
CL-1	KET	2	Cabin room lamp	MG610392	-
CL-2	-	1	Cigar light	S822-014002	-
CL-4	DEUTSCH	2	Head lamp	-	DT04-2P-P012
CL-5	DEUTSCH	2	Work lamp-LH	-	DT04-2P
CL-6	DEUTSCH	2	Work lamp-RH	-	DT04-2P
CL-7	CB104	1	Beacon lamp	S822-014004	-
CL-8	DEUTSCH	2	LH cabin light	-	DT04-2P
CL-9	DEUTSCH	2	RH cabin light	-	DT04-2P
SENDER					
CD-1	AMP	2	Hydraulic Temp sender	85202-1	-
CD-2	DEUTSCH	2	Fuel sender	DT06-2S-P012	-
CD-6	KET	3	Travel pressure switch	MG640795	-
CD-7	KET	2	Working pressure switch	MG640795	-
CD-8	-	2	Water temp sender	85202-1	-
CD-10	RING TERM	1	Air cleaner switch	S820-104002	-
CD-17	-	2	Tacho sensor	-	S818-120221
CD-18	RING TERM	1	Engine oil pressure switch	S820-104000	-
CD-31	DEUTSCH	2	Overload pressure switch	DT06-2S-P012	-
CD-42	AMP	3	Pump 1 pressure switch	S816-003002	-
CD-43	AMP	3	Pump 2 pressure switch	S816-003002	-
CD-44	AMP	3	Pump 3 pressure switch	S816-003002	-

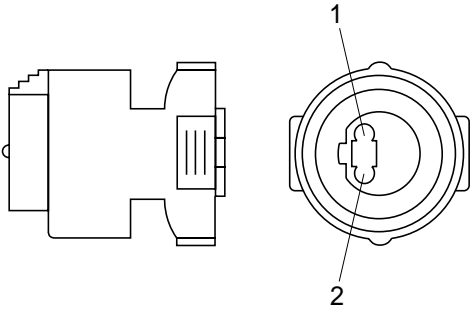
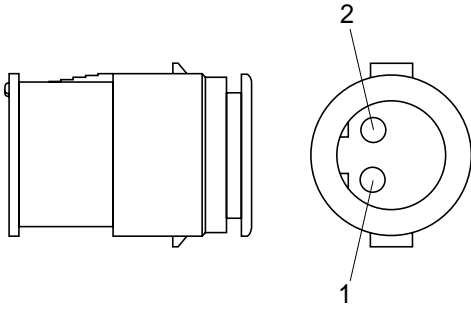
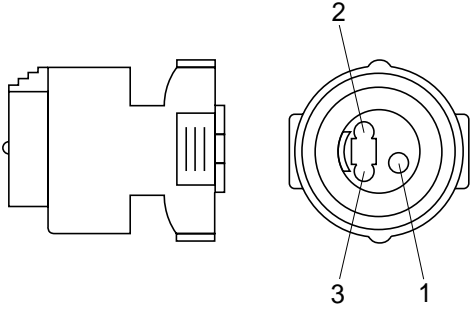
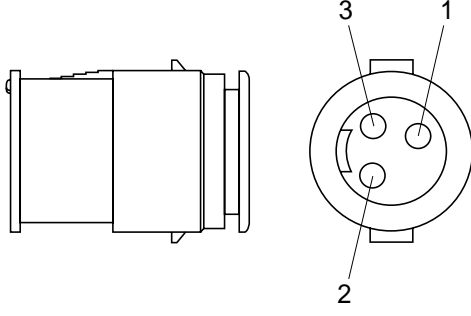
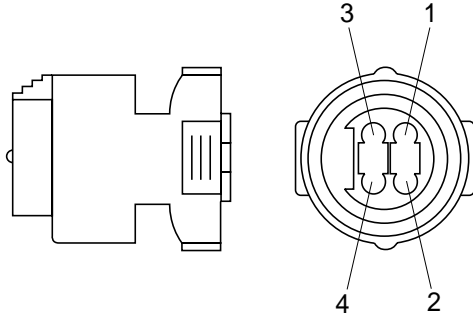
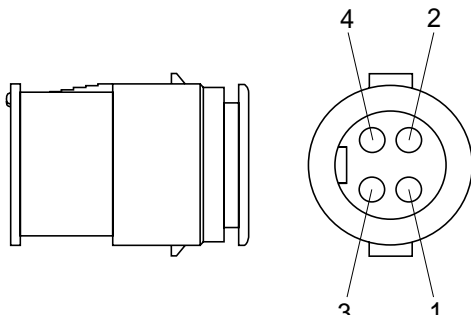
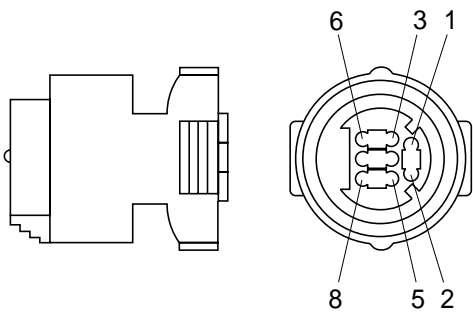
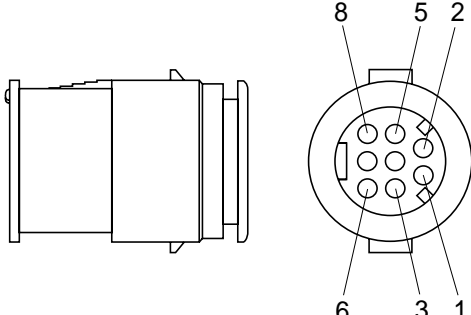
2. CONNECTION TABLE FOR CONNECTORS

1) PA TYPE CONNECTOR

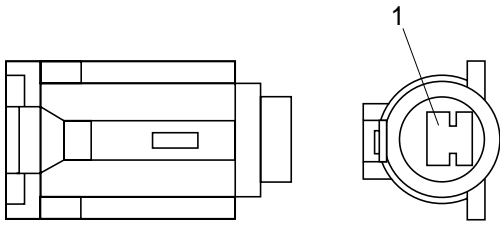
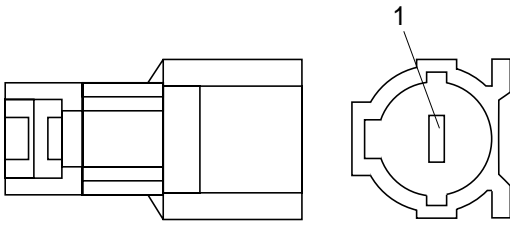
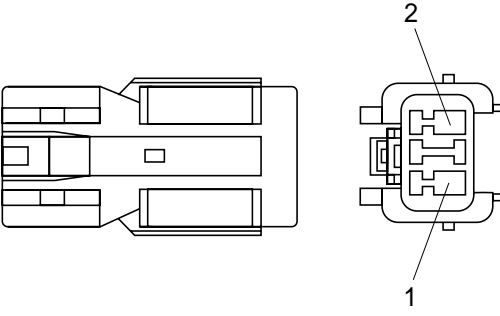
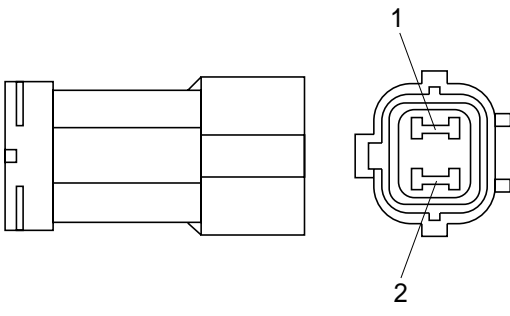
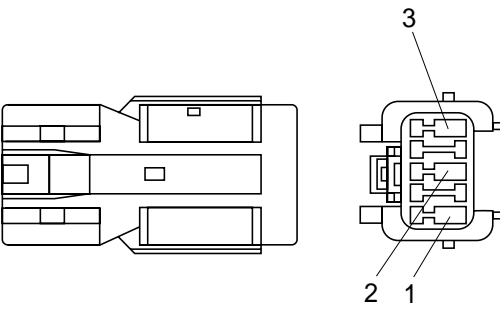
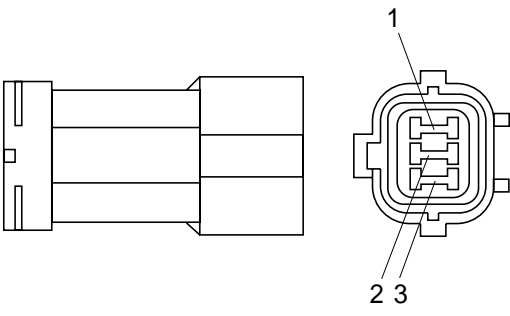
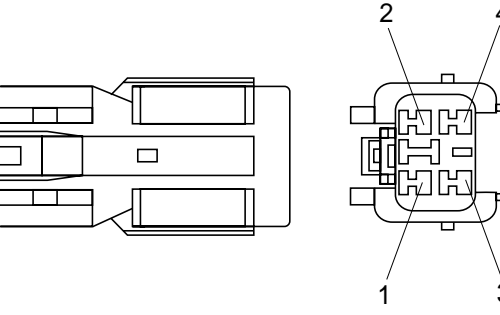
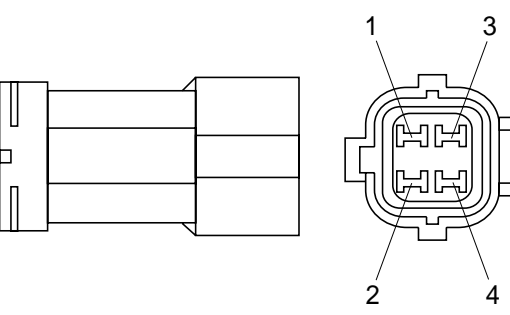
No. of pin	Receptacle connector(Female)	Plug connector(Male)
5	 <p style="text-align: center;">S811-005002</p>	 <p style="text-align: center;">S811-105002</p>
7	 <p style="text-align: center;">S811-007002</p>	 <p style="text-align: center;">S811-107002</p>
9	 <p style="text-align: center;">S811-009002</p>	 <p style="text-align: center;">3S811-109002</p>
11	 <p style="text-align: center;">S811-011002</p>	 <p style="text-align: center;">S811-111002</p>

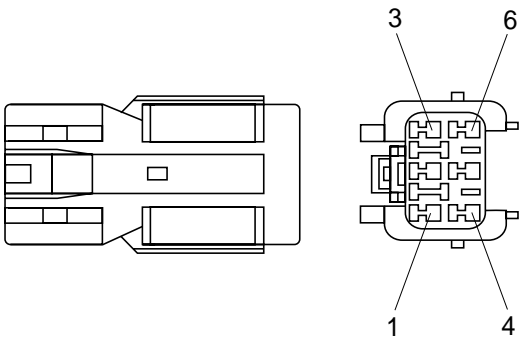
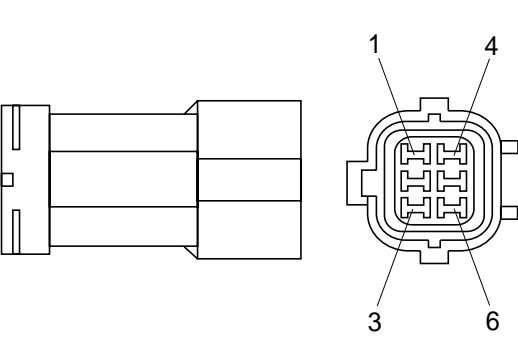
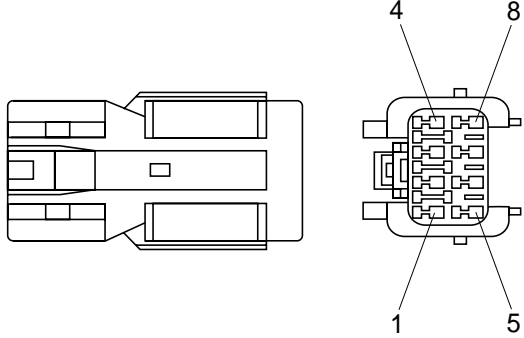
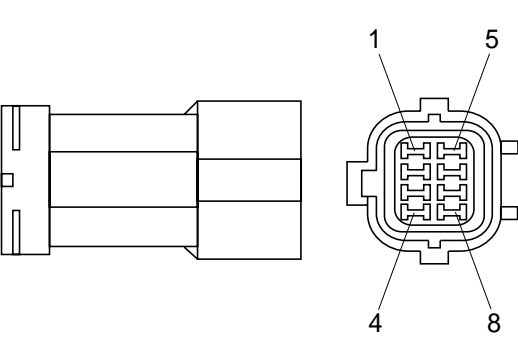
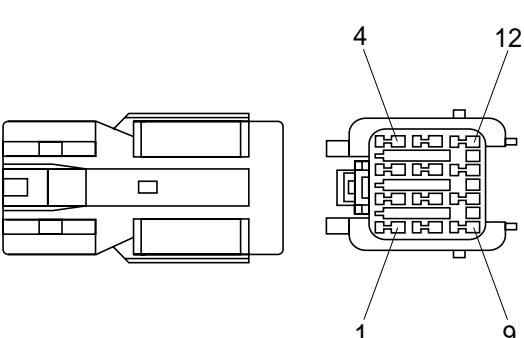
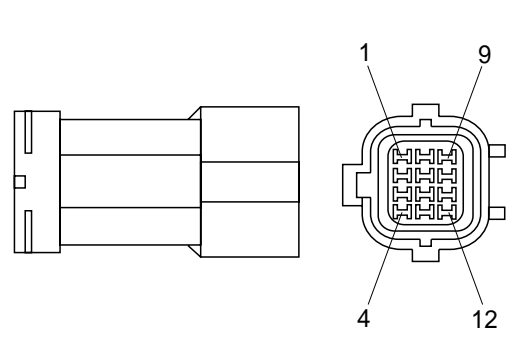
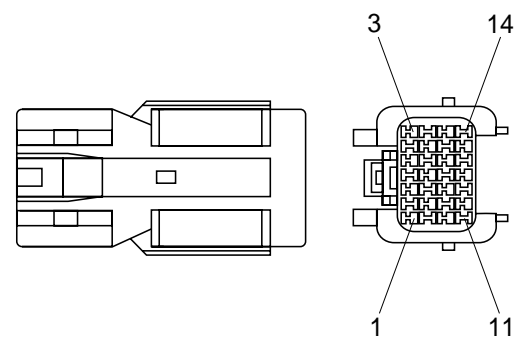
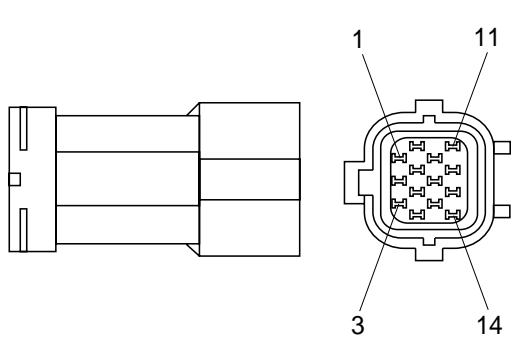
No. of pin	Receptacle connector(Female)	Plug connector(Male)
13	 <p style="text-align: center;">S811-013002</p>	 <p style="text-align: center;">S811-113002</p>
17	 <p style="text-align: center;">S811-017002</p>	 <p style="text-align: center;">S811-117002</p>
21	 <p style="text-align: center;">S811-021002</p>	 <p style="text-align: center;">S811-121002</p>

2) J TYPE CONNECTOR

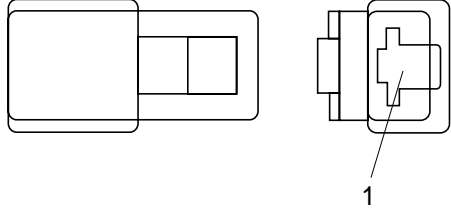
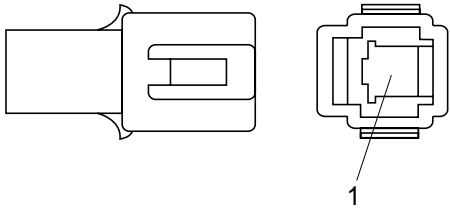
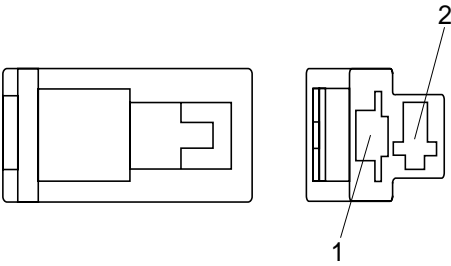
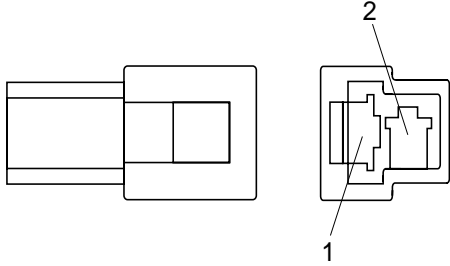
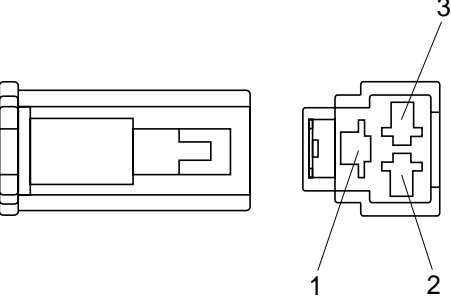
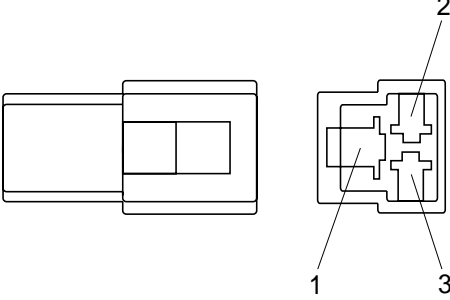
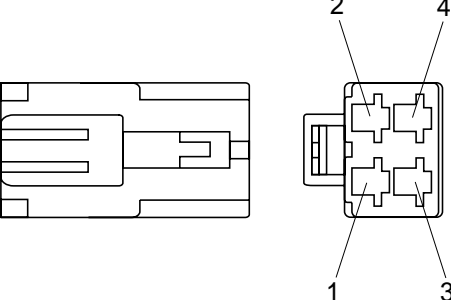
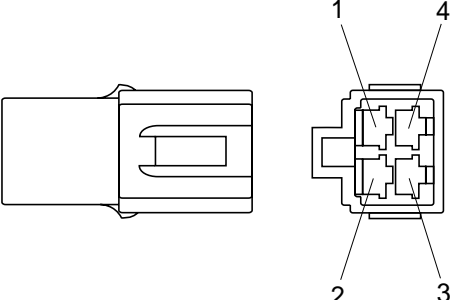
No. of pin	Receptacle connector(Female)	Plug connector(Male)
2	 <p style="text-align: center;">S816-002001</p>	 <p style="text-align: center;">S816-102001</p>
3	 <p style="text-align: center;">S816-003001</p>	 <p style="text-align: center;">S816-103001</p>
4	 <p style="text-align: center;">S816-004001</p>	 <p style="text-align: center;">S816-104001</p>
8	 <p style="text-align: center;">S816-008001</p>	 <p style="text-align: center;">S816-108001</p>

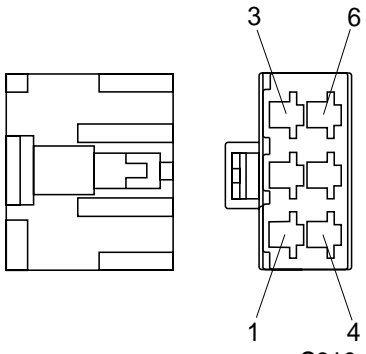
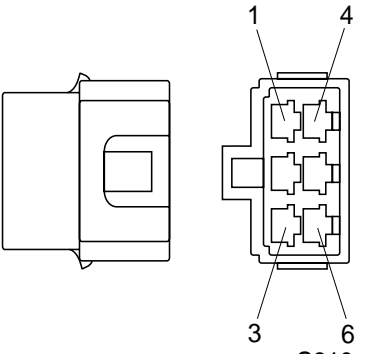
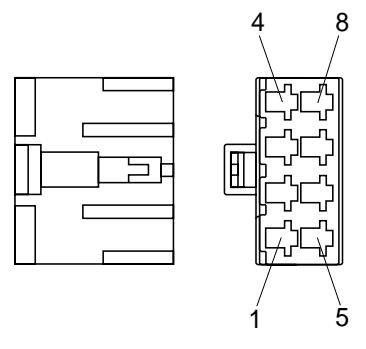
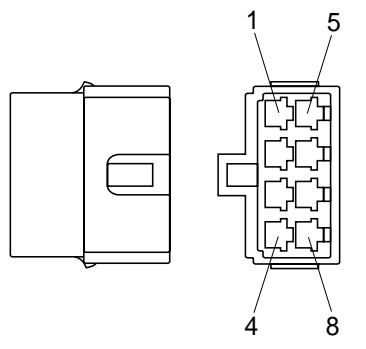
3) SWP TYPE CONNECTOR

No. of pin	Receptacle connector(Female)	Plug connector(Male)
1	 <p data-bbox="686 672 837 705">S814-001000</p>	 <p data-bbox="1236 672 1388 705">S814-101000</p>
2	 <p data-bbox="686 1075 837 1108">S814-002000</p>	 <p data-bbox="1236 1075 1388 1108">S814-102000</p>
3	 <p data-bbox="686 1478 837 1512">S814-003000</p>	 <p data-bbox="1236 1478 1388 1512">S814-103000</p>
4	 <p data-bbox="686 1881 837 1915">S814-004000</p>	 <p data-bbox="1236 1881 1388 1915">S814-104000</p>

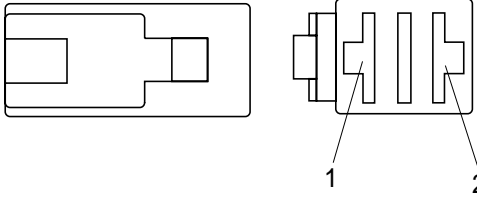
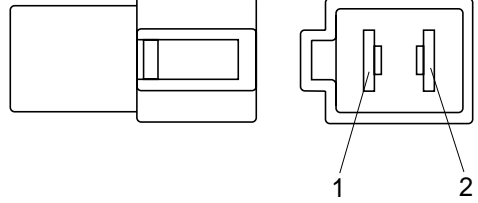
No. of pin	Receptacle connector(Female)	Plug connector(Male)
6	 <p data-bbox="686 627 837 660">S814-006000</p>	 <p data-bbox="1244 627 1396 660">S814-106000</p>
8	 <p data-bbox="686 1041 837 1075">S814-008000</p>	 <p data-bbox="1244 1041 1396 1075">S814-108000</p>
12	 <p data-bbox="686 1444 837 1478">S814-012000</p>	 <p data-bbox="1244 1444 1396 1478">S814-112000</p>
14	 <p data-bbox="686 1848 837 1881">S814-014000</p>	 <p data-bbox="1244 1848 1396 1881">S814-114000</p>

4) CN TYPE CONNECTOR

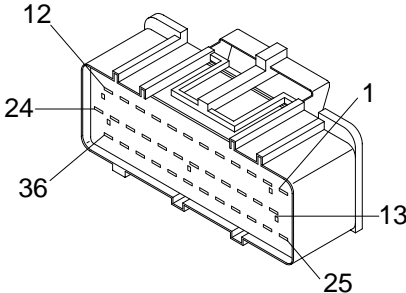
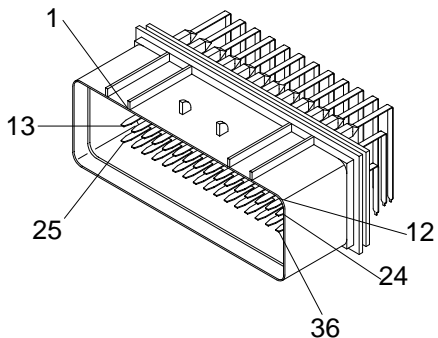
No. of pin	Receptacle connector(Female)	Plug connector(Male)
1	 <p data-bbox="687 678 836 707">S810-001202</p>	 <p data-bbox="1241 678 1390 707">S810-101202</p>
2	 <p data-bbox="687 1081 836 1111">S810-002202</p>	 <p data-bbox="1241 1081 1390 1111">S810-102202</p>
3	 <p data-bbox="687 1491 836 1520">S810-003202</p>	 <p data-bbox="1241 1491 1390 1520">S810-103202</p>
4	 <p data-bbox="687 1895 836 1924">S810-004202</p>	 <p data-bbox="1241 1895 1390 1924">S810-104202</p>

No. of pin	Receptacle connector(Female)	Plug connector(Male)
6	 <p data-bbox="686 627 837 660">S810-006202</p>	 <p data-bbox="1244 627 1396 660">S810-106202</p>
8	 <p data-bbox="686 1030 837 1064">S810-008202</p>	 <p data-bbox="1244 1030 1396 1064">S810-108202</p>

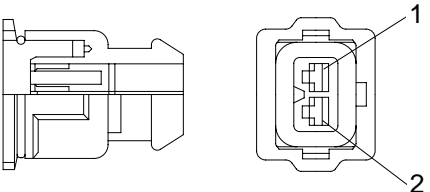
5) 375 FASTEN TYPE CONNECTOR

No. of pin	Receptacle connector(Female)	Plug connector(Male)
2	 <p data-bbox="686 672 837 705">S810-002402</p>	 <p data-bbox="1236 672 1388 705">S810-102402</p>

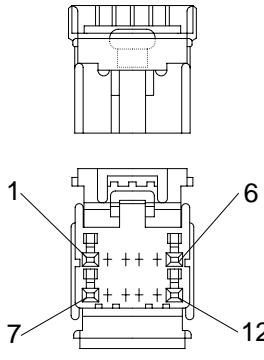
6) AMP ECONOSEAL CONNECTOR

No. of pin	Receptacle connector(Female)	Plug connector(Male)
36	 <p data-bbox="726 1254 837 1288">344111-1</p>	 <p data-bbox="1276 1254 1388 1288">344108-1</p>

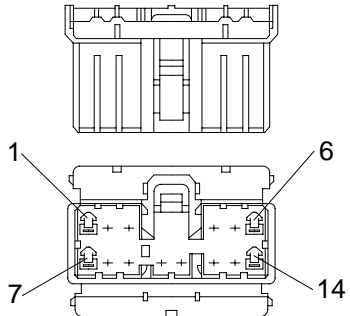
7) AMP TIMER CONNECTOR

No. of pin	Receptacle connector(Female)	Plug connector(Male)
2	 <p data-bbox="742 1848 837 1881">85202-1</p>	

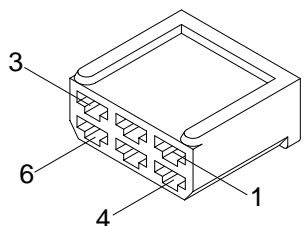
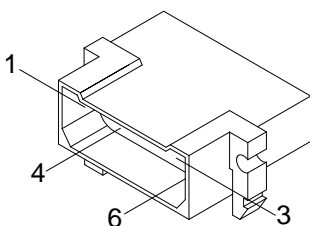
8) AMP 040 MULTILOCK CONNECTOR

No. of pin	Receptacle connector(Female)	Plug connector(Male)
12	 <p>174045-2</p>	

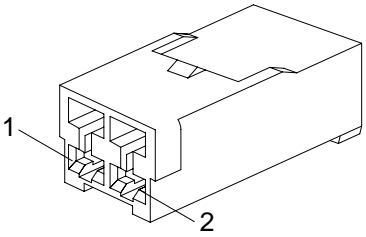
9) AMP 070 MULTILOCK CONNECTOR

No. of pin	Receptacle connector(Female)	Plug connector(Male)
14	 <p>173852</p>	

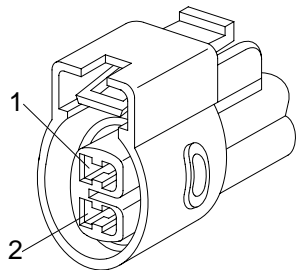
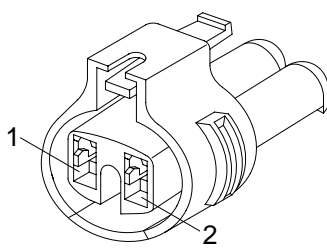
10) AMP FASTIN - FASTON CONNECTOR

No. of pin	Receptacle connector(Female)	Plug connector(Male)
6	 <p>925276-0</p>	 <p>480003-9</p>

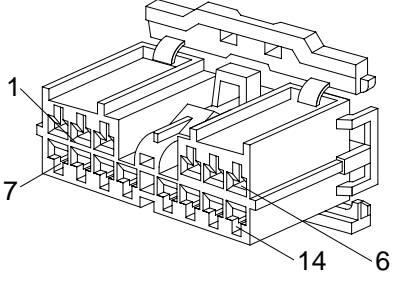
11) KET 090 CONNECTOR

No. of pin	Receptacle connector(Female)	Plug connector(Male)
2	 <p style="text-align: right;">MG610070</p>	

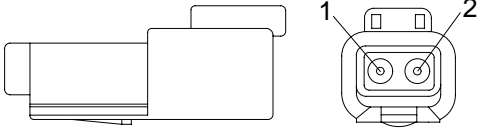
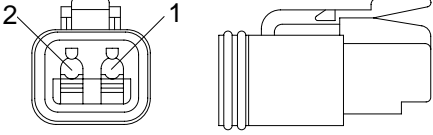
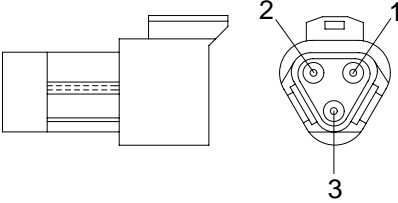
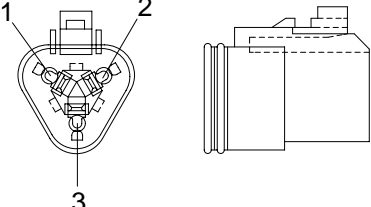
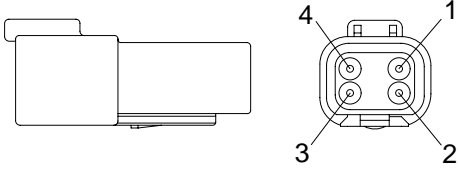
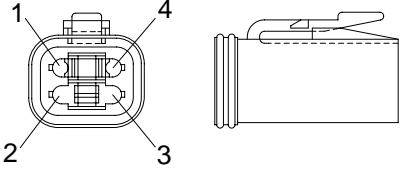
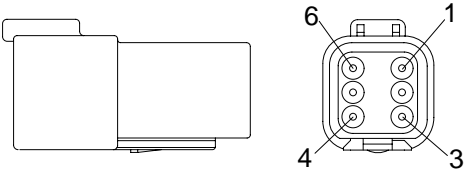
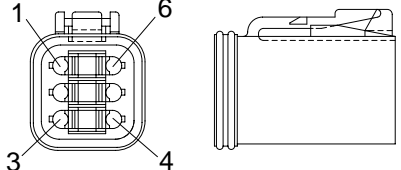
12) KET 090 WP CONNECTORS

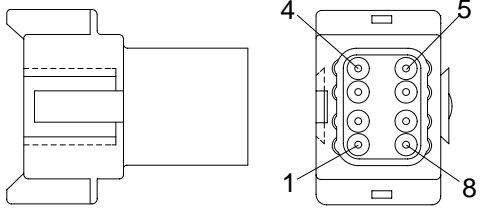
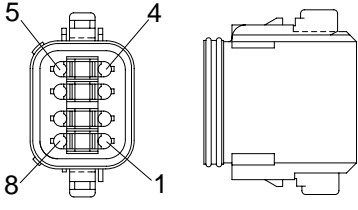
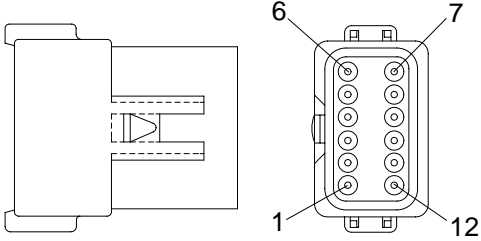
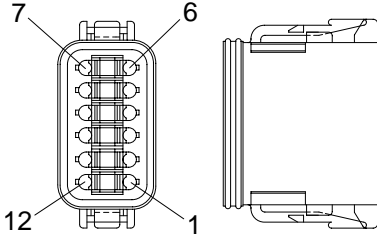
No. of pin	Receptacle connector(Female)	Plug connector(Male)
2	 <p style="text-align: right;">MG640605</p>	
2	 <p style="text-align: right;">MG640795</p>	

13)KET SDL CONNECTOR

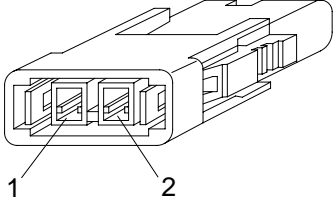
No. of pin	Receptacle connector(Female)	Plug connector(Male)
14	 <p data-bbox="715 678 837 705">MG610406</p>	

14) DEUTSCH DT CONNECTORS

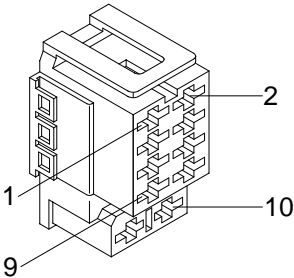
No. of pin	Receptacle connector(Female)	Plug connector(Male)
2	 <p style="text-align: center;">DT06-2S</p>	 <p style="text-align: center;">DT06-2P</p>
3	 <p style="text-align: center;">DT06-3S</p>	 <p style="text-align: center;">DT06-3P</p>
4	 <p style="text-align: center;">DT06-4S</p>	 <p style="text-align: center;">DT06-4P</p>
6	 <p style="text-align: center;">DT06-6S</p>	 <p style="text-align: center;">DT06-6P</p>

No. of pin	Receptacle connector(Female)	Plug connector(Male)
8	 <p style="text-align: right;">DT06-8S</p>	 <p style="text-align: right;">DT06-8P</p>
12	 <p style="text-align: right;">DT06-12S</p>	 <p style="text-align: right;">DT06-12P</p>

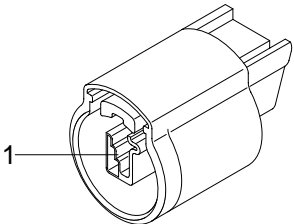
15) MOLEX 2CKTS CONNECTOR

No. of pin	Receptacle connector(Female)	Plug connector(Male)
2	 <p data-bbox="703 678 836 703">35215-0200</p>	

16)ITT SWF CONNECTOR

No. of pin	Receptacle connector(Female)	Plug connector(Male)
10	 <p data-bbox="699 1261 836 1285">SWF593757</p>	

17)MWP NMWP CONNECTOR

No. of pin	Receptacle connector(Female)	Plug connector(Male)
1	 <p data-bbox="687 1854 836 1879">NMWP01F-B</p>	