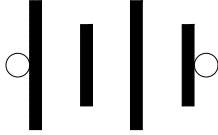
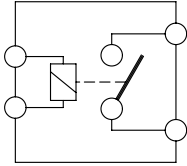
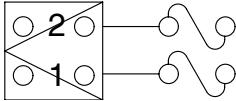
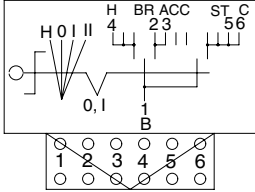
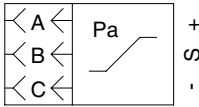
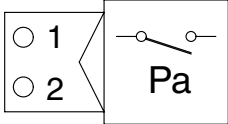
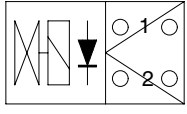
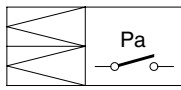
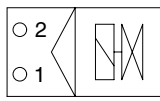
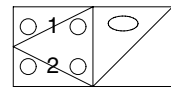
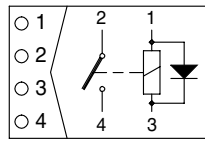
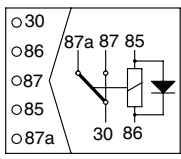
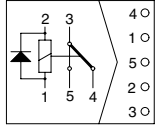
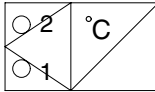
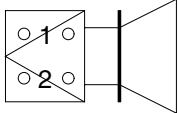
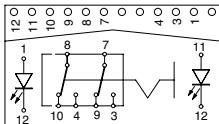
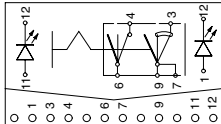
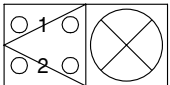
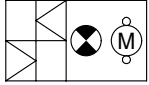
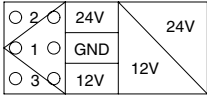
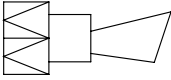
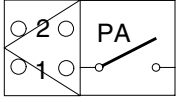
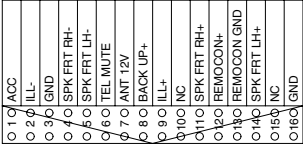
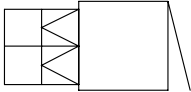


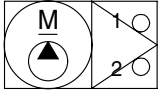
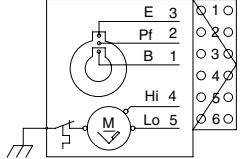
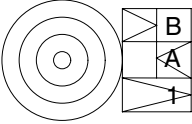
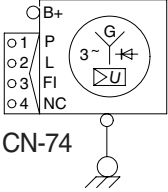
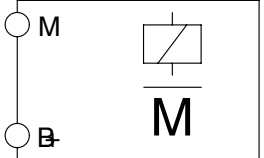
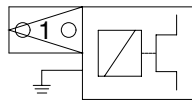
GROUP 4 ELECTRICAL COMPONENT SPECIFICATION

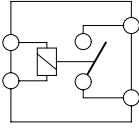
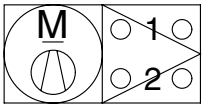
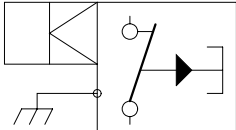
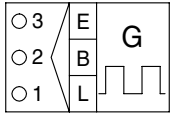
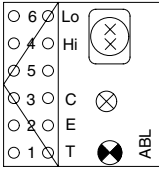
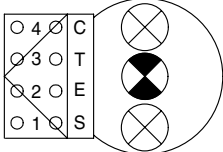
Part name	Symbol	Specifications	Check item
Battery		12V × 130Ah (2EA)	Gravity 1.280 over : over charged 1.280 ~ 1.250 : normal 1.250 below : discharged
Battery relay	 <p style="text-align: center;">CR-1</p>	Rated load : 24V 100A (continuity) 1000A (30seconds)	Coil resistance broken : approx 50 Ω connected : ∞ Ω
Fusible link	 <p style="text-align: center;">CN-60</p>	24V 60A	Resistance between ring terminal and each connector pin 0 Ω : normal
Start key	 <p style="text-align: center;">CS-2</p>	B-BR : 24V 1A B-ACC : 24V 10A B-ST : 20V 40A	Resistance between each pin Key off : ∞ Ω (for each pin) Key on : 0 Ω (for pin 1-2 & 1-3) Start : 0 Ω (for pin 1-5)
Pressure switch	 <p style="text-align: center;">CD-3 CD-26 CD-79 CD-81 CD-4 CD-40 CD-80</p>	N.C Type	Resistance 0 Ω : normal (close)
Pressure switch	 <p style="text-align: center;">CD-48</p>	N.O Type	Resistance ∞ Ω : normal (open)

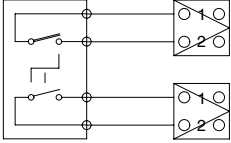
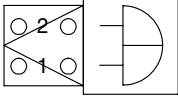
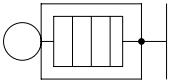
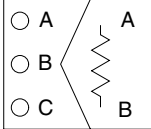
Part name	Symbol	Specifications	Check item
Pilot cut off, parking brake, attach lock, unlock solenoid	 CN-68 CN-177 CN-71 CN-178	24V 1A	Resistance normal : 15~25 Ω
Air cleaner pressure switch	 CD-10	Max load : 6W N.O Type	Resistance ∞ Ω : normal (open)
Ride control valve / Fan sole- noid	 CN-136 CN-154 CN-155	24V 1.2A	※ Check LED lamp ※ Check resistance about 24 Ω
Fuel sender	 CD-2	-	Resistance at fuel levels full level : 200 Ω 9/12 level : 500 Ω 6/12 level : 800 Ω 3/12 level : 1100 Ω empty : 1300 Ω
Relay (4pin)	 AC RY(H1)	24V 20A	Resistance at normal position about 200 Ω between pin 1-3 ∞ Ω between pin 2-4
Relay (5pin)	 CR-5 CR-35 CR-25 CR-37	24V 20A	Resistance normal : about 160 Ω (for pin 85~86) 0 Ω (for pin 30~87) ∞ Ω (for pin 30~87)

Part name	Symbol	Specifications	Check item
Relay (5 pin)	 CR-2 CR-7 CR-38 CR-60 CR-3 CR-26 CR-55 CR-63 CR-4 CR-36 CR-58 CR-79	24V 20A	Resistance normal : about 160 Ω (for pin 1~2) 0 Ω (for pin 3~4) ∞ Ω (for pin 3~5)
Hydraulic temperature	 CD-1	-	Resistance normal : ∞ Ω 105° C over : 0 Ω
Speaker	 CN-23(LH) CN-24(RH)	4 Ω 20W	Resistance normal : 4 Ω
Switch (Locking type)	 CS-4 CS-23 CS-76 CS-17 CS-41 CS-82	24V 8A	Resistance at switch off position ∞ Ω between pin 1-5 and 2-6 0 Ω between pin 5-7 and 6-8
Switch (Non-locking type)	 CS-21 CS-36 CS-97	24V 8A	Resistance at switch off position ∞ Ω between pin 1-5 and 2-6 0 Ω between pin 5-7 and 6-8
Work lamp, Room lamp, Number plate lamp	 CL-1 CL-21 CL-32 CL-35 CL-5 CL-22 CL-33 CL-6 CL-23 CL-34	Work lamp 24V 70W Number plate lamp 24V 10W Room lamp 24V 10W	Resistance normal : 1.2 Ω

Part name	Symbol	Specifications	Check item
Beacon lamp	 CL-7	24V 70W (H1 TYPE)	Resistance normal : 1.1 Ω
DC/DC Converter	 CN-138	12V 3A	Resistance 8.8 Ω (for pin A-B) 7.7 Ω (for pin B-C)
Horn	 CN-20 CN-25	24V 2A	Operation by external power source - connect 24V power to (+) terminal - ground the (-) terminal
Receiver dryer	 CN-29	24V 2.5A	Resistance 0 Ω : 2.1 ± 0.3 ~ 27 ± 2 kgf/cm ² ∞ Ω : ~2.1 ± 0.3, 27 ± 2 ~ kgf/cm ²
Radio & MP3/ USB player	 CN-27	24V 20W+20W	Resistance Power ON : 4 Ω + 4 Ω (for pin 1-6, 4-8)
Back up buzzer	 CN-65	24V 0.5A 110dB	Resistance normal : 5.2 Ω

Part name	Symbol	Specifications	Check item
Washer pump	 CN-22 (FR) CN-103 (RR)	24V 2.5A	Resistance normal : 26.4 Ω (for pin1-2)
Wiper motor	 CN-21 (FR) CN-102 (RR)	24V 1.5A 2-speed Auto parking	-
Cigar lighter	 CL-2	24V 5A 1.4W	Coil resistance normal : about 1M Ω
Alternator	 CN-74	24V 70A	Voltage normal : 24~28V
Starter	 CN-45	Nippondenso 24V-3.7kW	Operating or not
Aircon compressor	 CN-28	24V 79W	Resistance normal : 13.4 Ω

Part name	Symbol	Specifications	Check item
Start relay	 <p>CR-23</p>	24V 300A	Coil resistance normal : 1-2 Ω Switch connection ∞ Ω at normal open position 0 Ω when engaged
Blower		24V 9.5A	Resistance at each switch position normal : 0.5-2 Ω
Door switch	 <p>CS-1 CS-55</p>	24V 2W	Resistance normal : about 5M Ω
Flasher unit	 <p>CR-11</p>	24V 85 ~ 190 C/M 50dB	-
Head lamp	 <p>CL-3 CL-4</p>	24V 75W/70W (H4 TYPE) 24V 4W (T4W)	Resistance normal : a few Ω
Combi lamp (rear)	 <p>CL-15 CL-16</p>	24V 5W (R5W) 2 × 24V 21W (P21W)	-

Part name	Symbol	Specifications	Check item
Master switch	 <p>CS-74</p>	Continuous capacity : 180Amp Push in capacity : 1000Amp	-
Warning buzzer	 <p>CN-26</p>	24V 200mA 90±5dB (l m)	-
Preheater	 <p>CN-80</p>	24V 200A	Resistance 0.25~0.12 Ω
Resistor	 <p>CN-99</p>	4W	Resistance A - B : 120 Ω