
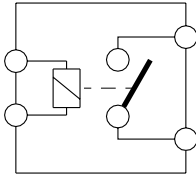
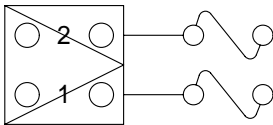
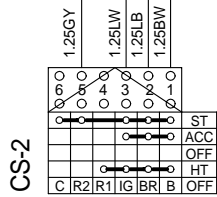
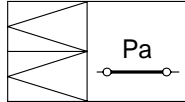
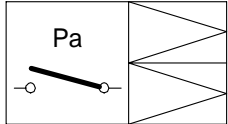
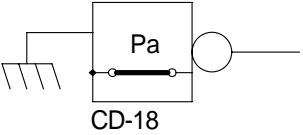
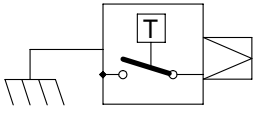
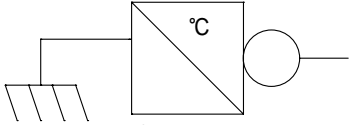
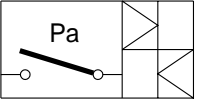
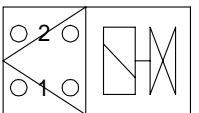
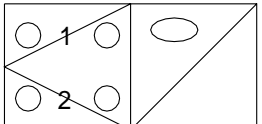
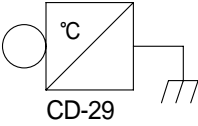
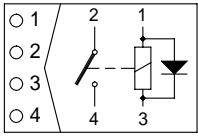
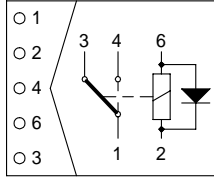
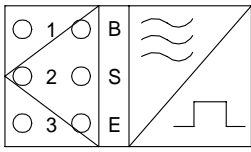
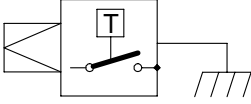
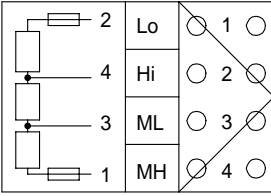
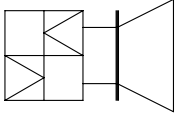
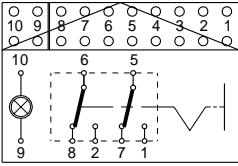
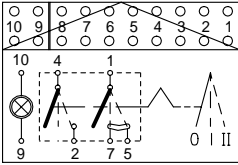
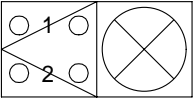
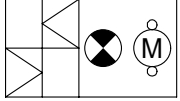
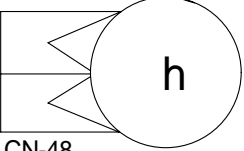


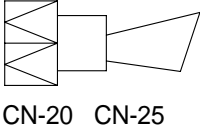
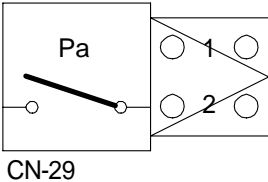
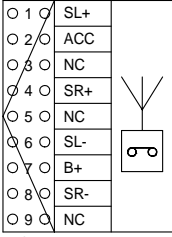
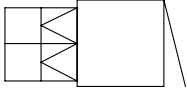
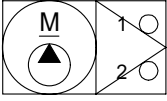
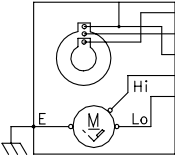
GROUP 4 ELECTRICAL COMPONENT SPECIFICATION

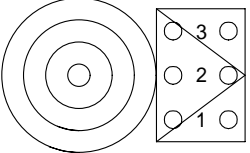
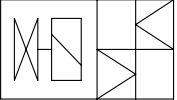
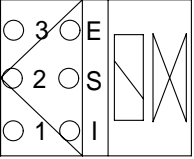
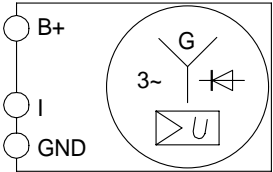
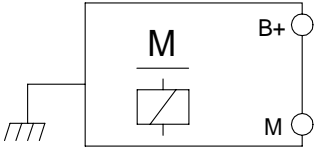
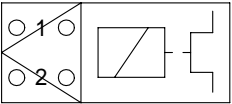
Part name	Symbol	Specifications	Check
Battery		12V × 80Ah (2EA)	※ Check specific gravity 1.280 Over : Over charged 1.280 ~ 1.250 : Normal 1.250 Below : Recharging
Battery relay	 CR-1	Rated load : 24V 100A(Continuity) 1000A (30 Seconds)	※ Check coil resistance Normal : About 50 Ω ※ Check contact Normal : ∞ Ω
Fusible link	 CN-60	24V 60A	※ Check disconnection Normal : 0 Ω (Connect ring terminal and check resistance between terminal 1 and 2)
Start key	 CS-2	-	※ Check contact OFF : ∞ Ω (For each terminal) ON : 0 Ω (For terminal 1-3) ∞ Ω (For terminal 1-5) START : 0 Ω (For terminal 1-3 and 1-5)
Pressure switch	 CD-3 CD-26 CD-25 CD-39	N.C TYPE	※ Check contact Normal : 0 Ω (Close)
Pressure switch	 CD-4 CD-11 CD-5 CD-40	N.O TYPE	※ Check contact Normal : ∞ Ω (Open)

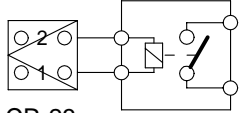
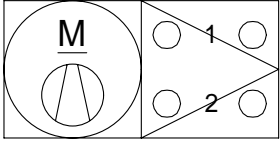
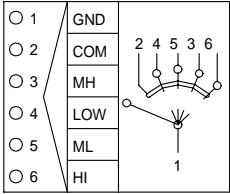
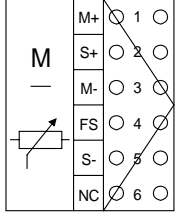
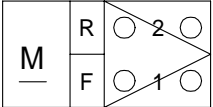
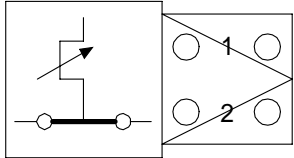
Part name	Symbol	Specifications	Check
Pressure switch (For engine oil)	 <p>CD-18</p>	0.5kg/cm ² (N.C TYPE)	※ Check contact Normal : 0 Ω (Close)
Coolant temp sensor	 <p>CD-9</p>	-	※ Check resistance Normal : ∞ Ω 225°F Over : 0 Ω
Coolant temp sensor	 <p>CD-8</p>	-	※ Check resistance 192 ± 13.5 Ω at 73.9°C
Air cleaner pressure switch	 <p>CD-10</p>	Pressure : 635mmH ₂ O (N.O TYPE)	※ Check contact Normal : ∞ Ω
Parking solenoid	 <p>CN-71</p>	24V 1.2A	※ Check LED lamp ※ Check Resistance About 24 Ω
Fuel sender	 <p>CD-2</p>	Reed switch : Magnetic type	※ Check resistance Full : About 30 Ω Low level : About 300 Ω

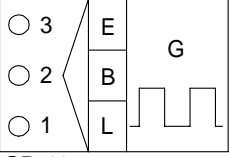
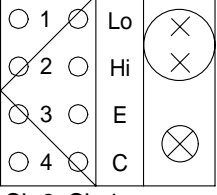
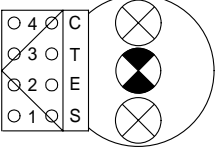
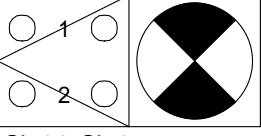
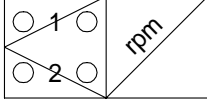
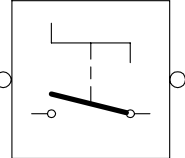
Part name	Symbol	Specifications	Check
Transmission oil temperature sender	 <p>CD-29</p>	1/2 P.T.F	※ Check resistance $137.2 \pm 14.5 \Omega$ at 87.8°C
Relay (4pin)	 <p>CR-2 CR-7 AC RY1 CR-5 CR-10 AC RY2</p>	24V 20A	※ Check resistance Normal : About 200 Ω (For terminal 1-3) : $\infty \Omega$ (For terminal 2-4)
Relay (5pin)	 <p>CR-4 CR-35 CR-26 CR-38</p>	24V 20A	※ Check resistance Normal : About 160 Ω (For terminal 2-6) : 0 Ω (For terminal 1-3) : $\infty \Omega$ (For terminal 1-3)
Proximate switch	 <p>CN-100 CN-101</p>	24V 400mA	-
Hydraulic temperature	 <p>CD-1</p>	-	※ Check resistance Normal : $\infty \Omega$ 105°C Over : 0 Ω
Air conditioner resistor		-	※ Check contact Normal : 1.12 Ω (For terminal 2-4) : 2.07 Ω (For terminal 3-4) : 3.17 Ω (For terminal 4-1)

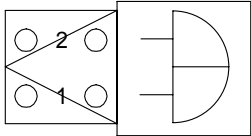
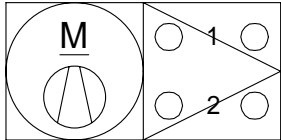
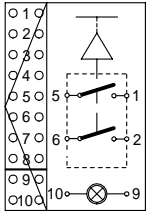
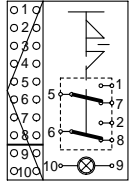
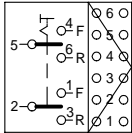
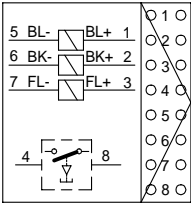
Part name	Symbol	Specifications	Check
Speaker	 <p>CN-23(LH) CN-24(RH)</p>	4 Ω 20W	※ Check resistance Normal : 50 Ω
Switch (Locking type)	 <p>CS-17 CS-20 CS-21 CS-23 CS-41 CS-42 CS-50 CS-54</p>	24V 8A	※ Check contact OFF : ∞ Ω (For terminal 1-5, 2-6) : 0 Ω (For terminal 5-7, 6-8)
Switch (Non-locking type)	 <p>CS-3 CS-39</p>	24V 8A	※ Check contact OFF : ∞ Ω (For terminal 2-4, 1-7)
Work lamp, Room lamp, Number plate lamp	 <p>CL-1 CL-6 CL-22 CL-5 CL-21 CL-23</p>	Work lamp 24V 70W Number plate lamp Room lamp 24V 10W	※ Check disconnection Normal : A few Ω
Beacon lamp	 <p>CL-7</p>	24V 70W (H1 TYPE)	※ Check disconnection Normal : A few Ω
Hour meter	 <p>CN-48</p>	-	※ Check operation Supply power(24V) to terminal No.2 and contact terminal No.1 and ground

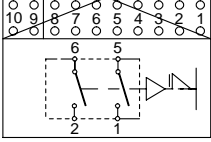
Part name	Symbol	Specifications	Check
Horn	 <p>CN-20 CN-25</p>	22-28V 2A 110dB	※ Check operation Supply power(24V) to each terminal and connect ground
Receiver dryer	 <p>CN-29</p>	24V 2.5A	※ Check contact Normal : $\infty \Omega$
Cassette radio	 <p>CN-27</p>	24V 20W+20W	※ Check resistance Power ON : $4 \Omega + 4 \Omega$ (For terminal 1-6, 4-8)
Back up buzzer	 <p>CN-65</p>	24V 0.5A 110dB	-
Washer pump	 <p>CN-103 CN-22</p>	24V 2.5A	※ Check contact Normal : 26.4Ω (For terminal 1-2)
Wiper motor	 <p>CN-102 CN-21</p>	24V 1.5A 2-speed Auto parking	-

Part name	Symbol	Specifications	Check
Cigar lighter	 <p>CL-2</p>	24V 5A	-
Ether	 <p>CN-78</p>	24V 15A	※ Check contact Normal : 1.1 Ω
Engine stop solenoid	 <p>CN-79</p>	24V	※ Check resistance Normal : 15-25 Ω
Alternator	 <p>CN-74</p>	20V 60A	※ Check voltage Normal : 24-28V
Starter	 <p>CN-45</p>	Delco Remy 28MT 24V	※ Operating or not
Air conditioner compressor	 <p>CN-28</p>	24V 79W	※ Check contact Normal : 13.4 Ω

Part name	Symbol	Specifications	Check
Start relay	 <p>CR-23</p>	24V 200A	※ Check contact Normal : 11.3 Ω
Blower		24V 9A 2900±150rpm	-
Blower switch	 <p>CS-58</p>	-	※ Check resistance Normal : 0 Ω (For terminal 1-2, 3, 4, 5, 6)
Mode actuator and temperature actuator		DC Servo motor 9-16V 300mA Max	-
Intake actuator		12V	※ Check resistance Normal : 2.0 Ω
Thermostat		Working temperature of contact point A/C ON : 4.5°C A/C OFF : 1.5°C	-

Part name	Symbol	Specifications	Check
Flasher unit	 <p>CR-11</p>	24V 85 ~ 190 C/M 50dB	-
Head lamp	 <p>CL-3 CL-4</p>	24V 75W/70W (H4 TYPE) 24V 4W (T4W)	※ Check disconnection Normal : A few Ω
Combi lamp	 <p>CL-15 CL-16</p>	24V 5W (R5W) 2 × 24V 21W (P21W)	-
Turn lamp	 <p>CL-24 CL-25</p>	24V 21W (P21W)	-
Transmission speed sensor	 <p>CD-27</p>	-	※ Internal resistance 1480 Ω ± 7.5%
Master switch		Continuous Capacity : 180Amp Push in capacity : 1000Amp	-

Part name	Symbol	Specifications	Check
Warning buzzer	 CN-26	24V 200mA 90±5dB(/ m)	-
Air conditioner fan	 CN-83	24V	-
Ether switch and buzzer stop switch (Rocker switch push button)	 CS-30 CS-34	24V 8A	※ Check contact OFF : ∞ Ω (For terminal 1-5, 2-6)
Prolix switch (Locking type)	 CS-7	24V 8A	※ Check contact OFF : ∞ Ω (For terminal 1-5, 2-6) : 0 Ω (For terminal 5-7, 6-8)
Emergency travel switch	 CS-43	Change over switch	※ Check contact OFF : ∞ Ω (For terminal 5-4, 5-6 1-2, 2-3)
Joy stick lever	 CN-144	-	※ Check contact Normal : 80~90 Ω (For terminal 1-5, 2-6 3-7,) : ∞ Ω (For terminal 4-8)

Part name	Symbol	Specifications	Check
<p>Switch (Non-locking type)</p>	 <p>CS-52 CS-53</p>	<p>24V 8A</p>	<p>※ Check contact OFF : ∞ Ω (For terminal 2-4, 1-7)</p>