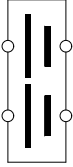
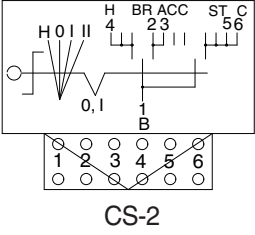
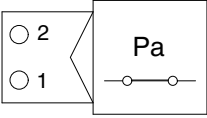
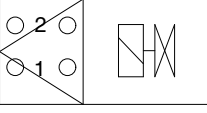
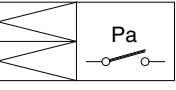
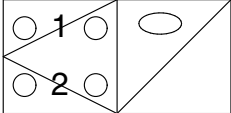
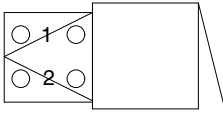
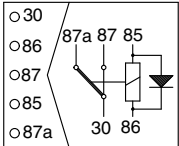
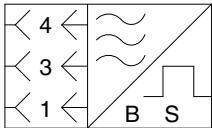
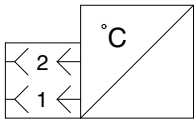
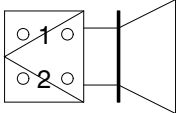
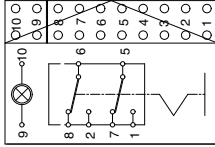
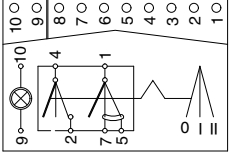
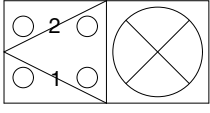
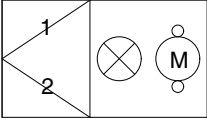
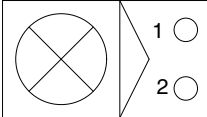
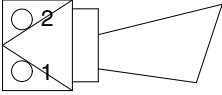
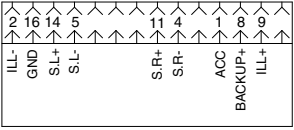
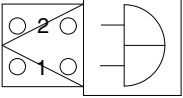
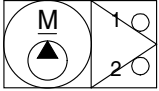
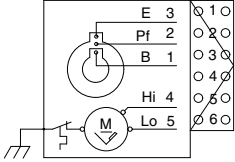
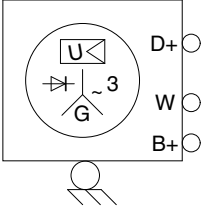
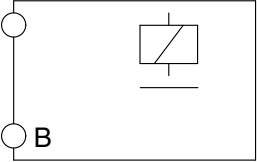
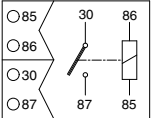


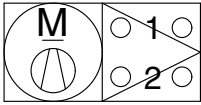
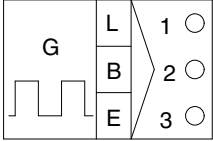
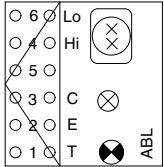
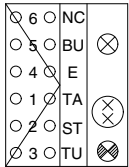
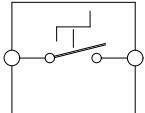
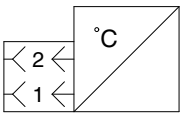
GROUP 5 ELECTRICAL COMPONENT SPECIFICATION

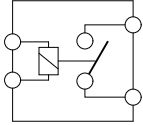
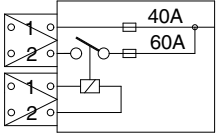
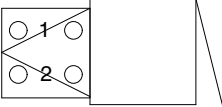
Part name	Symbol	Specifications	Check item
Battery		12V × 100Ah (1EA) : STD 12V × 72 Ah (2EA) : OPT	Gravity 1.280 over : over charged 1.280 ~ 1.250 : normal 1.250 below : discharged
Start key		B-BR : 24V 1A B-ACC : 24V 10A B-R2 : 20V 40A	Resistance between each pin Key off : ∞ Ω (for each pin) Key on : 0 Ω (for pin 1-2 & 1-3) Start : 0 Ω (for pin 1-5)
Parking pressure switch	 <p style="text-align: center;">CN-177</p>	N.C type	Resistance 0 Ω : normal (close)
Solenoid	 <p> CN-62 CN-73 CN-115 CN-125 CN-66 CN-75 CN-121 CN-136 CN-68 CN-76 CN-122 CN-137 CN-72 </p>	-	-
Air cleaner pressure switch	 <p style="text-align: center;">CD-10</p>	Max load : 6W N.O type	Resistance ∞ Ω : normal (open)
Fuel sender	 <p style="text-align: center;">CD-2</p>	-	Resistance at fuel levels Full level : 7 Ω 1/2 level : 32.5 Ω Empty : 95 Ω

Part name	Symbol	Specifications	Check item
Relay (4pin)	 <p>CR-6</p>	12V 2.5A	Intermittent operating time 4.5 ± 1 sec
Relay (5pin)	 <p>CR-2 CR-10 CR-14 CR-46 CR-84 CR-5 CR-13 CR-16 CR-62</p>	12V 25A	Resistance normal : about 105 Ω (for pin 85~86) 0 Ω (for pin 30~87) ∞ Ω (for pin 30~87)
Proximate switch	 <p>CN-101 CN-111 CN-112</p>	12V NPN N.O	Voltage between 0V pin B-C
Water temperature sensor	 <p>CD-8</p>	-	Resistance normal : ∞ Ω 105°C over : 0 Ω 80°C : 304~342 Ω 20°C : 2262~2760 Ω
Speaker	 <p>CN-23(LH) CN-24(RH)</p>	4 Ω 20W	Resistance normal : 4 Ω
Switch (locking type)	 <p>CS-4 CS-16 CS-41 CS-56 CS-70 CS-5 CS-17 CS-43 CS-57 CS-71 CS-10 CS-23 CS-55 CS-69 CS-96</p>	12V 11A	Resistance at switch off position ∞ Ω between pin 1-5 and 2-6 0 Ω between pin 5-7 and 6-8

Part name	Symbol	Specifications	Check item
Switch (non-locking type)	 <p>CS-12 CS-13 CS-21</p>	12V 16A	Resistance at switch off position $\infty \Omega$ between pin 1-5 and 2-6 0Ω between pin 5-7 and 6-8
Work lamp, Number plate lamp	 <p>CL-5 CL-22 CL-33 CL-6 CL-23 CL-35 CL-21 CL-32 CL-36</p>	12V 55W	Resistance normal : 1.2 Ω
Beacon lamp	 <p>CL-7L CL-7R</p>	12V 55W (H1 TYPE)	Resistance normal : 1.1 Ω
Room lamp	 <p>CL-30 CL-31</p>	12V 10W	Resistance normal : a few Ω
Horn	 <p>CN-20A CN-20B CN-25A CN-25B</p>	12V 3A	Operation by external power source - Conncet 12V power to (+) terminal - Ground the (-) terminal
Radio / USB player	 <p>CN-27</p>	12V 20W/Ch	-

Part name	Symbol	Specifications	Check item
Warning buzzer	 <p>CN-26</p>	12V/24V 90±5dB (ℓm)	-
Washer pump	 <p>CN-22 (FR) CN-103 (RR)</p>	12V	Resistance normal : 26.4 Ω (for pin1-2)
Wiper motor	 <p>CN-21 (FR) CN-102 (RR)</p>	12V 2-speed Auto parking	-
Alternator	 <p>CN-74</p>	12V 100A	Voltage normal : 12~14V
Starter	 <p>CN-45</p>	Nippondenso 12V	Operating or not
Start relay	 <p>CR-23</p>	12V 60A	Coil resistance normal : 1-2 Ω Switch connection ∞ Ω at normal open position 0 Ω when engaged

Part name	Symbol	Specifications	Check item
Blower		12V 15A	Resistance at each switch position normal : 0.5-2 Ω
Flasher unit	 <p>CR-11</p>	12V 85 ~ 190 C/M 50dB	-
Head lamp	 <p>CL-3 CL-4</p>	12V 55W (H3, H7 TYPE) 12V 21W (P21W) 12V 4W (T4W)	Resistance normal : a few Ω
Combi lamp (rear)	 <p>CL-15(LH) CL-16(RH)</p>	12V 5W (R5W) 2 × 12V 21W (P21W)	-
Master switch	 <p>CS-74</p>	Continuous capacity : 180Amp Push in capacity : 1000Amp	-
T/M temp switch	 <p>CD-49</p>	-	Resistance 120°C : ON

Part name	Symbol	Specifications	Check item
Heater relay	 <p style="text-align: center;">CR-24</p>	12V/150A	Coil resistance 37~44 Ω
Power relay	 <p style="text-align: center;">CR-1 CR-35</p>	12V/70A	Switched : Fuse 60A Non-switched : Fuse 40A
Back-up buzzer	 <p style="text-align: center;">CN-81</p>	12V/24V 107dB	Operation by external power source - Connect 12V power to (+) terminal - Ground the (-) terminal